

Santa Ana River Regional Monitoring Program

Monitoring Updates

Tiffany Lin
Steven Wolosoff

October 31, 2018



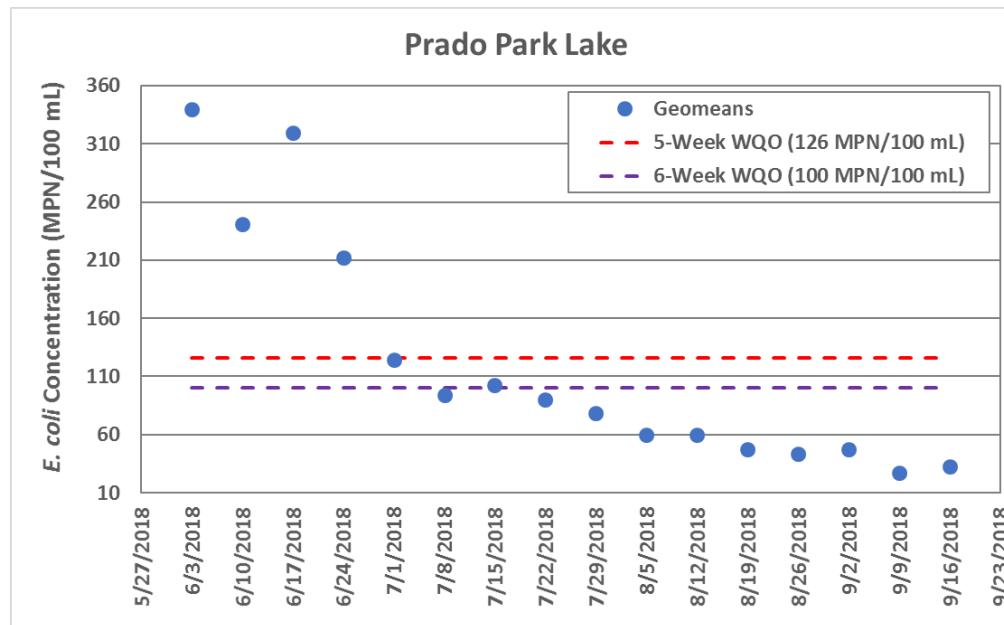
**CDM
Smith**



Warm, Dry Season Results

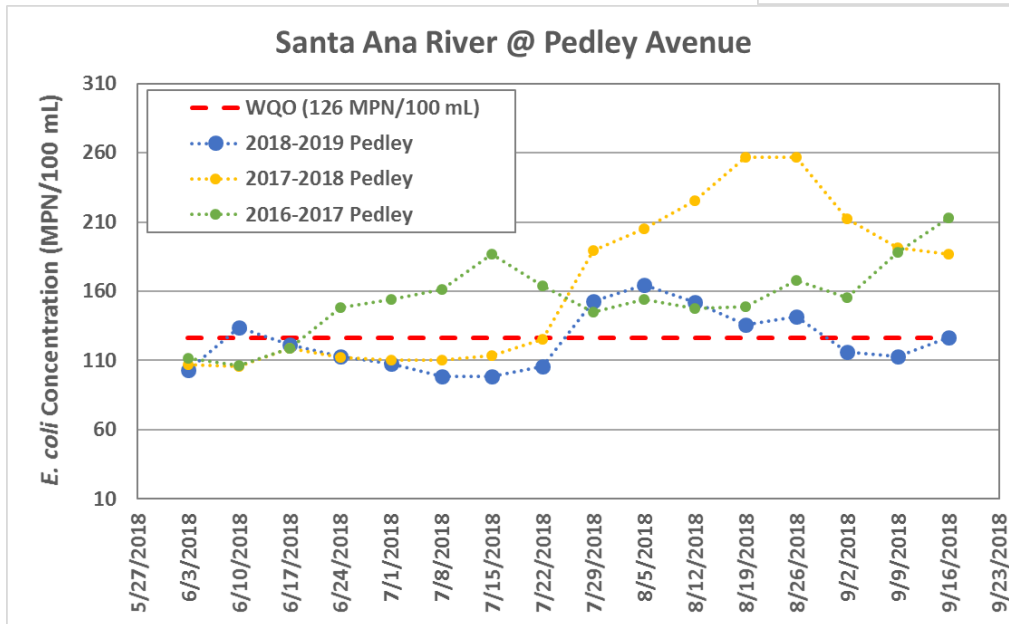
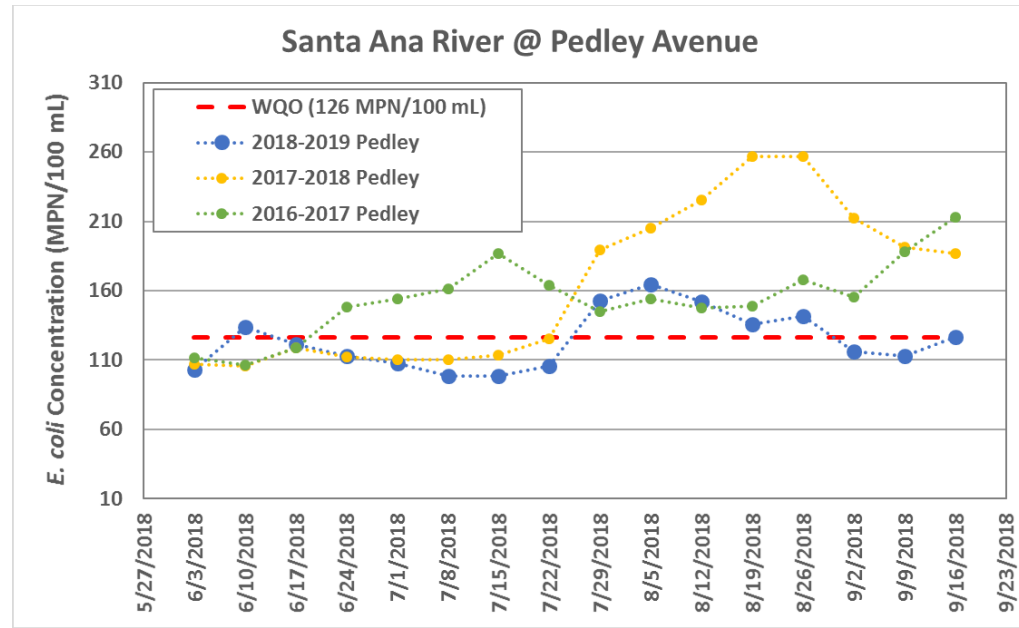
Prado Park Lake

- *E. coli* at Prado Park Lake has generally been low, as anticipated
- 75% (12/16) of geomeans are meeting the 5-week WQO of 126 MPN/100 mL
- 73% (11/15) of geomeans would be meeting the new 6-week WQO of 100 MPN/100 mL



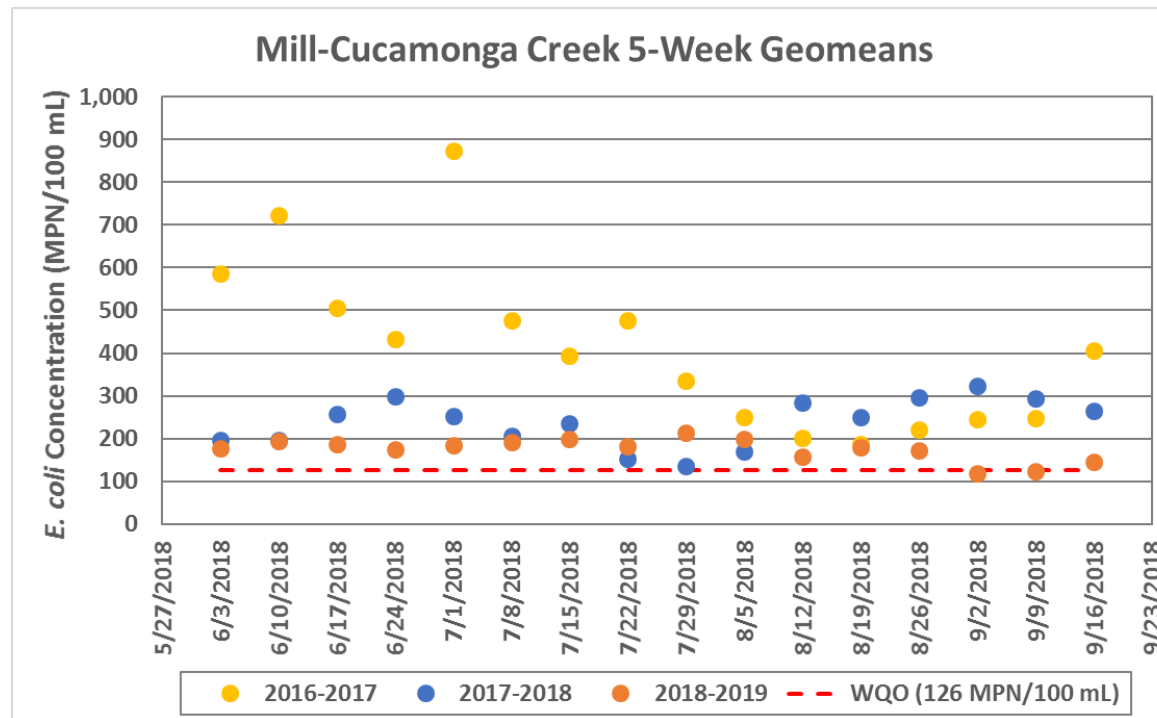
Santa Ana River

- Geomeans at SAR sites do not exhibit usual rise as it typically does in late summer



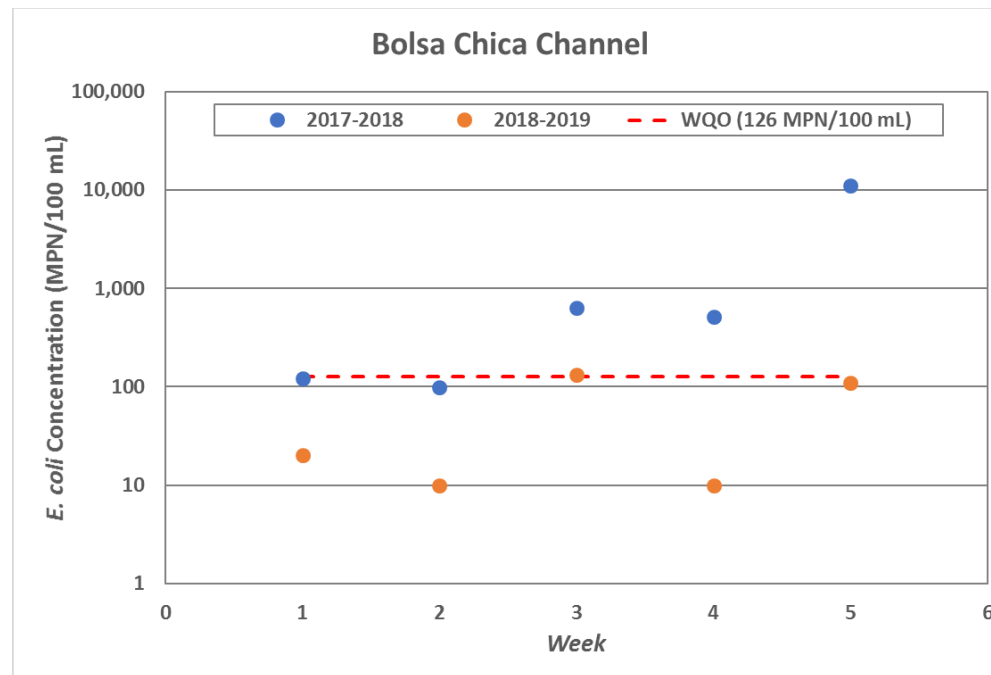
Mill-Cucamonga Creek (Priority 2)

- Data from latter part of 2018-2019 shows improvement from earlier in the summer
- Data from 2018-2019 also shows improvement compared to 2017-2018



Bolsa Chica Channel

- 2018-2019 dataset for Bolsa Chica Channel is significantly lower
 - *Generally lower by one magnitude or more in 2018-2019*



2017-2018 Geomean

534 MPN/100 mL

2018-2019 Geomean

31 MPN/100 mL



Statewide Bacteria Provisions

Impact of Geomean WQO for *E. coli* Change

- 2018-2019 exceedance frequency changes based on 6-week geomean
 - Increased for 3 sites – SAR @ Pedley Ave, Chino Creek, & Mill-Cucamonga Creek
 - Unchanged for 2 sites – Prado Park Lake & SAR @ MWD Crossing

Priority 2 Monitoring Site	Exceedance Frequency 5-Week GM (126 cfu/100ml)		Exceedance Frequency 6-Week GM (100 cfu/100ml)	
	Count	Percentage	Count	Percentage
SAR @ MWD Crossing	16 / 16	100%	15 / 15	100%
SAR @ Pedley Ave	7 / 16	44%	15 / 15	100%
Prado Park Lake	4 / 16	25%	4 / 15	27%
Chino Creek	15 / 16	94%	15 / 15	100%
Mill-Cucamonga Creek	14 / 16	88%	15 / 15	100%



Monitoring Plan Updates

RB Amendment Letter

- Effective for 2018-2019 monitoring year
 - Delisted Lake Fulmor & SAR Reach 2 from Priority 3 sites
 - City of Newport Beach will monitor Los Trancos Creek & Morning Canyon Creek instead of the Regional Board
 - Buck Gully Creek Priority 3 monitoring frequency to increase from 5 weekly samples to weekly to obtain >26 geomeans with goal to delist
- Effective for 2019-2020 and after
 - Cucamonga Creek at Hellman Ave (P4-SBC1) Priority 4 monitoring frequency to increase to monthly to achieve approximate sample size of 80
 - Priority 3 monitoring will be extended to 6 weeks instead of 5 weeks to comply with the new Statewide Bacteria Provisions