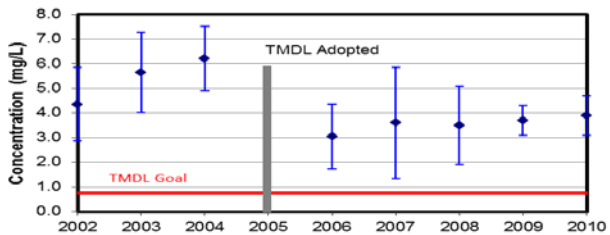
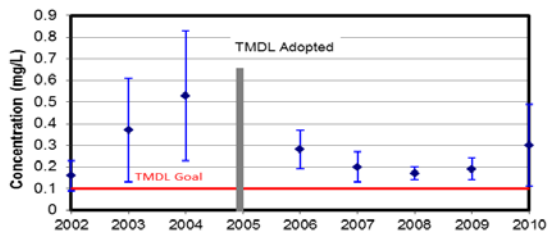


Total Maximum Daily Load Progress Report		-TMDL Name Here-																																							
Regional Water Board	Santa Ana (8)	STATUS <input type="checkbox"/> Conditions Improving <input type="checkbox"/> Data Inconclusive <input checked="" type="checkbox"/> Improvement Needed <input type="checkbox"/> TMDL Achieved/Waterbody Delisted																																							
Beneficial uses affected	REC1, REC2, WARM, WILD																																								
Pollutant(s) addressed:	Nitrogen, Phosphorus																																								
Implemented through:	NPDES, NPS																																								
Approval date:	December 2004																																								
TMDL Summary: Lake Elsinore, located in southwest Riverside County, is a natural low point of the San Jacinto River and its drainage basin. The total drainage area of the Lake Elsinore/San Jacinto River watershed is approximately 782 square miles. Because Lake Elsinore is a relatively shallow lake with a large surface area, it has a long history of nutrient enrichment which has led to algae blooms, low dissolved oxygen levels and periodic fish kills. In 2004, the Santa Ana Regional Water Quality Control Board adopted Nutrient TMDLs for nitrogen and phosphorus. The Nutrient TMDLs include the following components: interim and final response numeric targets for dissolved oxygen and chlorophyll a; causal targets for ammonia, nitrogen and phosphorus; nitrogen and phosphorus wasteload allocations (WLAs) for point source discharges and load allocations (LAs) for nonpoint source discharges (specified as 10-year running averages); and an implementation plan and schedule to achieve reductions in nutrient loads/achieve response numeric targets. Compliance with the numeric targets, TMDLs, WLAs and LAs are to be achieved no later than December 31, 2020.		Watershed Map -Location Map Here- <i>Include inset state map showing watershed location in CA</i>																																							
TMDL Waste Load Allocations/Load Allocations		Water Quality Outcomes																																							
<table border="1"> <thead> <tr> <th>Lake Elsinore Nutrient TMDL</th> <th>Final Total Phosphorus Load Allocation (kg/yr)</th> <th>Final Total Nitrogen Allocation (kg/yr)</th> </tr> </thead> <tbody> <tr> <td>TMDL</td> <td>28,584</td> <td>239,025</td> </tr> <tr> <td>WLA</td> <td>3,845</td> <td>7,791</td> </tr> <tr> <td>Supplemental water</td> <td>3,721</td> <td>7,442</td> </tr> <tr> <td>Urban</td> <td>124</td> <td>349</td> </tr> <tr> <td>CAFO</td> <td>0</td> <td>0</td> </tr> <tr> <td>LA</td> <td>21,969</td> <td>210,461</td> </tr> <tr> <td>Internal Sediment</td> <td>21,554</td> <td>197,370</td> </tr> <tr> <td>Atmospheric Deposition</td> <td>108</td> <td>11,702</td> </tr> <tr> <td>Agriculture</td> <td>60</td> <td>213</td> </tr> <tr> <td>Open/Forest</td> <td>178</td> <td>567</td> </tr> <tr> <td>Septic systems</td> <td>69</td> <td>608</td> </tr> <tr> <td>Canyon Lake Watershed overflow</td> <td>2,770</td> <td>20,774</td> </tr> </tbody> </table> <p><i>TMDL, WLA, LA expressed as 10-year running averages (except for supplemental water WLA)</i></p>		Lake Elsinore Nutrient TMDL	Final Total Phosphorus Load Allocation (kg/yr)	Final Total Nitrogen Allocation (kg/yr)	TMDL	28,584	239,025	WLA	3,845	7,791	Supplemental water	3,721	7,442	Urban	124	349	CAFO	0	0	LA	21,969	210,461	Internal Sediment	21,554	197,370	Atmospheric Deposition	108	11,702	Agriculture	60	213	Open/Forest	178	567	Septic systems	69	608	Canyon Lake Watershed overflow	2,770	20,774	Current Actions <ul style="list-style-type: none"> In-lake and watershed monitoring programs implemented Stakeholder Lake management projects implemented <ul style="list-style-type: none"> ✓ Aeration system ✓ Fishery management ✓ Lake stabilization with recycled water Stakeholders updated land-use information Stakeholder conducted nutrient load information WLAs incorporated into relevant permits <ul style="list-style-type: none"> ✓ Stormwater: MS4, DOD facilities, Caltrans ✓ Publicly Owned Treatment Works ✓ Confined Animal Treatment Operations Next Steps <ul style="list-style-type: none"> Adoption of Agricultural Waiver – incorporate LA Update of CAFO permit Approval of Comprehensive Nutrient Management Plan/Agricultural Nutrient Management Plan
Lake Elsinore Nutrient TMDL	Final Total Phosphorus Load Allocation (kg/yr)	Final Total Nitrogen Allocation (kg/yr)																																							
TMDL	28,584	239,025																																							
WLA	3,845	7,791																																							
Supplemental water	3,721	7,442																																							
Urban	124	349																																							
CAFO	0	0																																							
LA	21,969	210,461																																							
Internal Sediment	21,554	197,370																																							
Atmospheric Deposition	108	11,702																																							
Agriculture	60	213																																							
Open/Forest	178	567																																							
Septic systems	69	608																																							
Canyon Lake Watershed overflow	2,770	20,774																																							
Water Quality (Update graphs w/ 2011 data)																																									

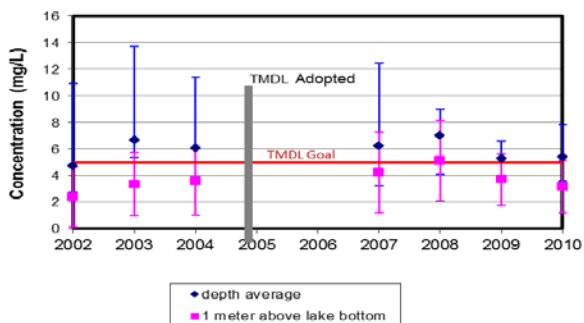
Total Nitrogen



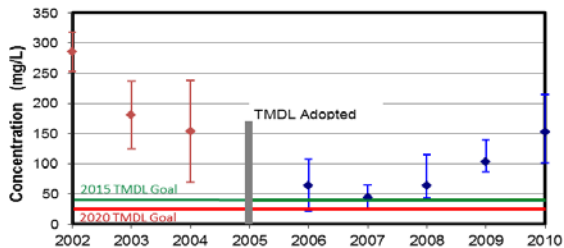
Total Phosphorus



Dissolved Oxygen



Chlorophyll a - Summer



Please answer the questions below.

NOTE: The information below will **not** be posted; it will be used to prioritize implementation actions and to develop US EPA Measure W and Success Story Reports.

1. Provide watershed location by Hydrologic Unit(s) (HUC) at HUC 12 level.

180702020101	180702020201	180702020303
180702020102	180702020202	180702020304
180702020103	180702020203	180702020305
180702020104		180702020306
180702020105		180702020307
180702020106		180702020308
180702020107		

2. List the Major Stakeholder Groups (e.g. Ag, Stormwater, etc.) Include SWRCB and RWQCB programs.

TMDL Task Force Members

- State of California
 - Santa Ana Regional Water Quality Control Board
 - Department of Fish and Game
 - Department of Transportation
- March Air Reserve Base and March JPA
- County of Riverside
 - Flood Control and Water Conservation District
 - Co-permittees including:
 - City of Beaumont
 - City of Perris
 - City of Moreno Valley
 - City of Hemet
 - City of San Jacinto
 - City of Wildomar
 - City of Lake Elsinore
 - City of Canyon Lake
 - City of Riverside
 - City of Murrieta
 - City of Menifee
- Water Agencies:
 - Eastern Municipal Water District
 - Elsinore Valley Municipal Water District
- Agriculture – Represented by the Western Riverside County Agricultural Coalition
 - Concentrated Animal Feeding Operators
 - Agricultural Operators

Note: The US Forest Service, a named responsible agency in the TMDL, has recently opted to not be part of the TMDL Task Force.

Regional Board Programs

- Basin Planning
- NPDES/WDRs
- Stormwater
- NPS
- Enforcement

3. Provide the following information for each implementation action taken:

Implementation Action	Result of Implementation Action	Action Taken By (Y/N)	
		Discharger	319 Staff
Aeration/mixing system	Improves oxygen levels; reduces in-lake sediment phosphorus release	X	
Fishery management	Carp removal and striped bass addition; reduces in-lake sediment phosphorus release	X	
Supplemental water addition	Lake stabilization	X	

4. Has the State devoted any resources to these implementation actions?

Funding Resource	Yes	No
CWA 319(h) Grant Project Funds		X
Prop 84, 50, 40, 13, etc funds	X	
State Revolving Fund		X
Other (Please specify funding source) _____		

5. Have the Dischargers devoted any private resources to these implementation actions? (Briefly describe sources of funds).

6. What are the next steps based upon results described in question #3?

Next/Needed Steps	Expected Execution	By Whom

DRAFT FY 2013-14 Budget: Lake Elsinore & Canyon Lake TMDL Task Force

Summary Task Force Expenditures

	Budget 2013-14	Budget 2014-15	Budget 2015-16
Part A: Task Force Regulatory/Administrative Budget			
Task Force Administration			
Task Force Administrator (LESJWA)	\$ 50,000	\$ 50,000	\$ 50,000
Annual Water Quality Reporting and Database Management			
Amend Task Force Agreement			
Grant Preparation			
TMDL Compliance Expert	\$ 50,000	\$ 50,000	\$ 50,000
Risk Sciences			
Update of Watershed and In-Lake Nutrient Models	\$ -	\$ 100,000	\$ 100,000
Watershed Modeling		\$ 100,000	\$ 100,000
in-lake Modeling			
Review and Revision of Water Quality Objectives	\$ 50,000	\$ 25,000	\$ 25,000
DO Target Adjustment		\$ 25,000	\$ 25,000
Contingency	\$ 15,000	\$ 50,000	\$ 50,000
TMDL Task Force Regulatory/Administrative Budget	\$ 165,000	\$ 275,000	\$ 275,000

Part B: TMDL Implementation Project Budget

TMDL Compliance Monitoring			
Watershed-wide Nutrient Monitoring Program			
	\$ 85,000	\$ 85,000	\$ 85,000
Watershed-wide Nutrient Monitoring & Report Preparation (Weston Solutions)	\$ 70,000	\$ 70,000	\$ 70,000
Wet Year Watershed-wide Monitoring (weather dependant) (RCFC&WCD)	\$ -	\$ -	\$ -
Lab Analysis, Watershed-wide Monitoring (RCFC&WCD)	\$ 15,000	\$ 15,000	\$ 15,000
Stream gauge O&M (RCFC&WCD)	\$ -	\$ -	\$ -
Lake Elsinore Nutrient Monitoring Program	\$ -	\$ 150,000	\$ 150,000
Lake Elsinore Nutrient Monitoring & Lab Analysis (EVMWD)	\$ -	\$ 150,000	\$ 150,000
Canyon Lake Nutrient Monitoring Program	\$ -	\$ 150,000	\$ 150,000
Canyon Lake Nutrient Monitoring & Lab Analysis (EVMWD)	\$ -	\$ 150,000	\$ 150,000
Lake Elsinore Project Alternatives			
Aeration & Destratification System O&M (to be handled by separate agreement)			
O&M	\$ -	\$ -	\$ -
Pollutant Trading Administration (3% of O&M Costs)	\$ -	\$ -	\$ -
Fishery Management O&M	\$ -	\$ -	\$ -
Carp Removal Program	\$ -	\$ -	\$ -
Pollutant Trading Administration (3% of O&M Costs)	\$ -	\$ -	\$ -
Canyon Lake Project Alternatives	\$ 330,000	\$ 407,000	\$ 407,000
Chemical Additions - Alum Dosing (2 applications annually)	\$ 270,000	\$ 270,000	\$ 270,000
Consulting Support	\$ 30,000	\$ -	\$ -
O&M Agreement	\$ -	\$ -	\$ -
Detailed Design	\$ -	\$ -	\$ -
Construction	\$ -	\$ -	\$ -
Effectiveness Monitoring		\$ 100,000	\$ 100,000
O&M	\$ -	\$ -	\$ -
Project Administration (10% of budgeted expenses)	\$ 30,000	\$ 37,000	\$ 37,000
Pollutant Trading Administration (3% of O&M Costs)	\$ -	\$ -	\$ -
TMDL Task Force Implementation Budget	\$ 415,000	\$ 792,000	\$ 792,000

TMDL Task Force Budget : \$ 580,000 \$ 1,067,000 \$ 1,067,000

Task Force Agency Contributions Summary	Budget	Budget	Budget
	2013-14	2014-15	2015-16
Task Force Agency Allocation	Total	Total	Total
MS4 Co-Permittees (Total)	\$ 480,000	\$ 810,059	\$ 810,059
Riverside County	\$ 73,314	\$ 109,327	\$ 109,327
City of Beaumont	\$ 19,706	\$ 43,211	\$ 43,211
City of Canyon Lake	\$ 18,774	\$ 42,062	\$ 42,062
City of Hemet	\$ 54,428	\$ 86,035	\$ 86,035
City of Lake Elsinore	\$ 34,784	\$ 61,808	\$ 61,808
City of Moreno Valley	\$ 109,525	\$ 153,988	\$ 153,988
City of Murrieta	\$ 12,500	\$ 34,324	\$ 34,324
City of Perris	\$ 43,130	\$ 72,100	\$ 72,100
City of Riverside	\$ 17,977	\$ 41,079	\$ 41,079
City of San Jacinto	\$ 33,067	\$ 59,690	\$ 59,690
City of Menifee	\$ 50,294	\$ 80,936	\$ 80,936
City of Wildomar	\$ 12,500	\$ 25,500	\$ 25,500
Elsinore Valley Municipal Water District (EVMWD)	\$ 12,500	\$ 25,500	\$ 25,500
San Jacinto Agricultural Operators	\$ 12,500	\$ 34,324	\$ 34,324
San Jacinto Dairy & CAFO Operators	\$ 12,500	\$ 34,324	\$ 34,324
CALTRANS - freeway	\$ 12,500	\$ 34,324	\$ 34,324
CA DF&G - San Jacinto Wetlands	\$ 12,500	\$ 34,324	\$ 34,324
Eastern Municipal Water District	\$ 12,500	\$ 25,500	\$ 25,500
March Air Reserve Base Joint Powers Authority	\$ 12,500	\$ 34,324	\$ 34,324
US Air Force (March Air Reserve Base)	\$ 12,500	\$ 34,324	\$ 34,324
Total Funding Required	\$ 580,000	\$ 1,067,000	\$ 1,067,000

Prop 84 Round 2 IRWM Funding	Budget	Budget	Budget
	2013-14	2014-15	2015-16
Canyon Lake Hybrid Treatment process - Phase 1	\$ -	\$ 250,000	\$ 250,000
Total Grant Funding	\$ -	\$ 250,000	\$ 250,000

Notes:

Task Force Administration

- Organize and facilitate TMDL TASK FORCE and TAC meetings,
- Perform secretarial, clerical and administrative services, including providing meeting summaries to TMDL TASK FORCE members,
- Manage TMDL TASK FORCE funds and prepare annual reports of TMDL TASK FORCE assets and expenditures,
- Serve as the contracting party, for the benefit of the TMDL TASK FORCE, for contracts with all consultants, contractors, vendors and other entities,
- Seek funding grants to assist with achieving goals and objectives of the TMDL TASK FORCE.
- Coordinate with other agencies and organizations as necessary to facilitate TMDL TASK FORCE work.
- Administer the preparation of quarterly and annual reports, as required by the TMDL Implementation Plan, and submit them as required by the TMDL Implementation Plan on behalf of the TMDL TASK FORCE.
- Possible administrator of future pollutant trading (water quality trading) agreements.

TMDL Compliance Expert

- Support Task Force Agency as a Regulatory Strategist and Compliance Expert .
- Develop implementation strategy to address TMDL compliance with nutrient targets
- Plan and prepare Basin Plan Amendment for TMDL
- Sub-contract out pollutant trading agreement preparation by consultant

Task Force Agency Contributions Detailed Tables

Budget
2013-14

Budget
2014-15

Budget
2015-16

Part A: Task Force Regulatory/Administrative Budget

Task Force Regulatory/Administrative Expenses

	Allocation	Allocation	Allocation
MS4 Co-Permittees	\$ 99,000	\$ 165,000	\$ 165,000
Riverside County	\$ 8,250	\$ 13,750	\$ 13,750
City of Beaumont	\$ 8,250	\$ 13,750	\$ 13,750
City of Canyon Lake	\$ 8,250	\$ 13,750	\$ 13,750
City of Hemet	\$ 8,250	\$ 13,750	\$ 13,750
City of Lake Elsinore	\$ 8,250	\$ 13,750	\$ 13,750
City of Moreno Valley	\$ 8,250	\$ 13,750	\$ 13,750
City of Murrieta	\$ 8,250	\$ 13,750	\$ 13,750
City of Perris	\$ 8,250	\$ 13,750	\$ 13,750
City of Riverside	\$ 8,250	\$ 13,750	\$ 13,750
City of San Jacinto	\$ 8,250	\$ 13,750	\$ 13,750
City of Menifee	\$ 8,250	\$ 13,750	\$ 13,750
City of Wildomar	\$ 8,250	\$ 13,750	\$ 13,750
Elsinore Valley Municipal Water District (EVMWD)	\$ 8,250	\$ 13,750	\$ 13,750
San Jacinto Agricultural Operators	\$ 8,250	\$ 13,750	\$ 13,750
San Jacinto Dairy & CAFO Operators	\$ 8,250	\$ 13,750	\$ 13,750
CALTRANS - freeway	\$ 8,250	\$ 13,750	\$ 13,750
CA DF&G - San Jacinto Wetlands	\$ 8,250	\$ 13,750	\$ 13,750
Eastern Municipal Water District	\$ 8,250	\$ 13,750	\$ 13,750
March Air Reserve Base Joint Powers Authority	\$ 8,250	\$ 13,750	\$ 13,750
US Air Force (March Air Reserve Base)	\$ 8,250	\$ 13,750	\$ 13,750
Funding Required	\$ 165,000	\$ 275,000	\$ 275,000

Part B: TMDL Implementation Project Budget

TMDL Compliance Monitoring Expenses

Watershed-wide Nutrient Monitoring Program

	Allocation	Allocation	Allocation
MS4 Co-Permittees	\$ 51,000	\$ 51,000	\$ 51,000
Riverside County	\$ 4,250	\$ 4,250	\$ 4,250
City of Beaumont	\$ 4,250	\$ 4,250	\$ 4,250
City of Canyon Lake	\$ 4,250	\$ 4,250	\$ 4,250
City of Hemet	\$ 4,250	\$ 4,250	\$ 4,250
City of Lake Elsinore	\$ 4,250	\$ 4,250	\$ 4,250
City of Moreno Valley	\$ 4,250	\$ 4,250	\$ 4,250
City of Murrieta	\$ 4,250	\$ 4,250	\$ 4,250
City of Perris	\$ 4,250	\$ 4,250	\$ 4,250
City of Riverside	\$ 4,250	\$ 4,250	\$ 4,250
City of San Jacinto	\$ 4,250	\$ 4,250	\$ 4,250
City of Menifee	\$ 4,250	\$ 4,250	\$ 4,250
City of Wildomar	\$ 4,250	\$ 4,250	\$ 4,250
Elsinore Valley Municipal Water District (EVMWD)	\$ 4,250	\$ 4,250	\$ 4,250
San Jacinto Agricultural Operators	\$ 4,250	\$ 4,250	\$ 4,250
San Jacinto Dairy & CAFO Operators	\$ 4,250	\$ 4,250	\$ 4,250
CALTRANS - freeway	\$ 4,250	\$ 4,250	\$ 4,250
CA DF&G - San Jacinto Wetlands	\$ 4,250	\$ 4,250	\$ 4,250
Eastern Municipal Water District	\$ 4,250	\$ 4,250	\$ 4,250
March Air Reserve Base Joint Powers Authority	\$ 4,250	\$ 4,250	\$ 4,250
US Air Force (March Air Reserve Base)	\$ 4,250	\$ 4,250	\$ 4,250
Funding Required	\$ 85,000	\$ 85,000	\$ 85,000

	Allocation	Allocation	Allocation
MS4 Co-Permittees	\$ -	\$ 90,000	\$ 90,000
Riverside County	\$ -	\$ 7,500	\$ 7,500
City of Beaumont	\$ -	\$ 7,500	\$ 7,500
City of Canyon Lake	\$ -	\$ 7,500	\$ 7,500
City of Hemet	\$ -	\$ 7,500	\$ 7,500
City of Lake Elsinore	\$ -	\$ 7,500	\$ 7,500
City of Moreno Valley	\$ -	\$ 7,500	\$ 7,500
City of Murrieta	\$ -	\$ 7,500	\$ 7,500
City of Perris	\$ -	\$ 7,500	\$ 7,500
City of Riverside	\$ -	\$ 7,500	\$ 7,500
City of San Jacinto	\$ -	\$ 7,500	\$ 7,500
City of Menifee	\$ -	\$ 7,500	\$ 7,500
City of Wildomar	\$ -	\$ 7,500	\$ 7,500
Elsinore Valley Municipal Water District (EVMWD)	\$ -	\$ 7,500	\$ 7,500
San Jacinto Agricultural Operators	\$ -	\$ 7,500	\$ 7,500
San Jacinto Dairy & CAFO Operators	\$ -	\$ 7,500	\$ 7,500
CALTRANS - freeway	\$ -	\$ 7,500	\$ 7,500
CA DF&G - San Jacinto Wetlands	\$ -	\$ 7,500	\$ 7,500
Eastern Municipal Water District	\$ -	\$ 7,500	\$ 7,500
March Air Reserve Base Joint Powers Authority	\$ -	\$ 7,500	\$ 7,500
US Air Force (March Air Reserve Base)	\$ -	\$ 7,500	\$ 7,500
Funding Required	\$ -	\$ 150,000	\$ 150,000

	Allocation	Allocation	Allocation
MS4 Co-Permittees	\$ -	\$ 97,059	\$ 97,059
Riverside County	\$ -	\$ 8,824	\$ 8,824
City of Beaumont	\$ -	\$ 8,824	\$ 8,824
City of Canyon Lake	\$ -	\$ 8,824	\$ 8,824
City of Hemet	\$ -	\$ 8,824	\$ 8,824
City of Lake Elsinore	\$ -	\$ 8,824	\$ 8,824
City of Moreno Valley	\$ -	\$ 8,824	\$ 8,824
City of Murrieta	\$ -	\$ 8,824	\$ 8,824
City of Perris	\$ -	\$ 8,824	\$ 8,824
City of Riverside	\$ -	\$ 8,824	\$ 8,824
City of San Jacinto	\$ -	\$ 8,824	\$ 8,824
City of Menifee	\$ -	\$ 8,824	\$ 8,824
City of Wildomar	\$ -	\$ -	\$ -
Elsinore Valley Municipal Water District (EVMWD)	\$ -	\$ -	\$ -
San Jacinto Agricultural Operators	\$ -	\$ 8,824	\$ 8,824
San Jacinto Dairy & CAFO Operators	\$ -	\$ 8,824	\$ 8,824
CALTRANS - freeway	\$ -	\$ 8,824	\$ 8,824
CA DF&G - San Jacinto Wetlands	\$ -	\$ 8,824	\$ 8,824
Eastern Municipal Water District	\$ -	\$ -	\$ -
March Air Reserve Base Joint Powers Authority	\$ -	\$ 8,824	\$ 8,824
US Air Force (March Air Reserve Base)	\$ -	\$ 8,824	\$ 8,824
Funding Required	\$ -	\$ 150,000	\$ 150,000

	Allocation	Allocation	Allocation
MS4 Co-Permittees	\$ -	\$ -	\$ -
Riverside County	\$ -	\$ -	\$ -
City of Beaumont	\$ -	\$ -	\$ -
City of Canyon Lake	\$ -	\$ -	\$ -
City of Hemet	\$ -	\$ -	\$ -
City of Lake Elsinore	\$ -	\$ -	\$ -
City of Moreno Valley	\$ -	\$ -	\$ -
City of Murrieta	\$ -	\$ -	\$ -
City of Perris	\$ -	\$ -	\$ -
City of Riverside	\$ -	\$ -	\$ -
City of San Jacinto	\$ -	\$ -	\$ -
City of Menifee	\$ -	\$ -	\$ -
City of Wildomar	\$ -	\$ -	\$ -
Elsinore Valley Municipal Water District (EVMWD)	\$ -	\$ -	\$ -
San Jacinto Agricultural Operators	\$ -	\$ -	\$ -
San Jacinto Dairy & CAFO Operators	\$ -	\$ -	\$ -
CALTRANS - freeway	\$ -	\$ -	\$ -
CA DF&G - San Jacinto Wetlands	\$ -	\$ -	\$ -
Eastern Municipal Water District	\$ -	\$ -	\$ -
March Air Reserve Base Joint Powers Authority	\$ -	\$ -	\$ -
US Air Force (March Air Reserve Base)	\$ -	\$ -	\$ -
Funding Required	\$ -	\$ -	\$ -

Lake Elsinore Project Alternatives
Fishery Management O&M

	Allocation	Allocation	Allocation
MS4 Co-Permittees	\$ -	\$ -	\$ -
Riverside County	\$ -	\$ -	\$ -
City of Beaumont	\$ -	\$ -	\$ -
City of Canyon Lake	\$ -	\$ -	\$ -
City of Hemet	\$ -	\$ -	\$ -
City of Lake Elsinore	\$ -	\$ -	\$ -
City of Moreno Valley	\$ -	\$ -	\$ -
City of Murrieta	\$ -	\$ -	\$ -
City of Perris	\$ -	\$ -	\$ -
City of Riverside	\$ -	\$ -	\$ -
City of San Jacinto	\$ -	\$ -	\$ -
City of Menifee	\$ -	\$ -	\$ -
City of Wildomar	\$ -	\$ -	\$ -
Elsinore Valley Municipal Water District (EVMWD)	\$ -	\$ -	\$ -
San Jacinto Agricultural Operators	\$ -	\$ -	\$ -
San Jacinto Dairy & CAFO Operators	\$ -	\$ -	\$ -
CALTRANS - freeway	\$ -	\$ -	\$ -
CA DF&G - San Jacinto Wetlands	\$ -	\$ -	\$ -
Eastern Municipal Water District	\$ -	\$ -	\$ -
March Air Reserve Base Joint Powers Authority	\$ -	\$ -	\$ -
US Air Force (March Air Reserve Base)	\$ -	\$ -	\$ -
Funding Required	\$ -	\$ -	\$ -

Canyon Lake Project Alternatives
Alum Addition

	Allocation	Allocation	Allocation
MS4 Co-Permittees	\$ 330,000	\$ 407,000	\$ 407,000
Riverside County	\$ 60,814	\$ 75,004	\$ 75,004
City of Beaumont	\$ 7,206	\$ 8,887	\$ 8,887
City of Canyon Lake	\$ 6,274	\$ 7,739	\$ 7,739
City of Hemet	\$ 41,928	\$ 51,711	\$ 51,711
City of Lake Elsinore	\$ 22,284	\$ 27,484	\$ 27,484
City of Moreno Valley	\$ 97,025	\$ 119,664	\$ 119,664
City of Murrieta	\$ -	\$ -	\$ -
City of Perris	\$ 30,630	\$ 37,777	\$ 37,777
City of Riverside	\$ 5,477	\$ 6,755	\$ 6,755
City of San Jacinto	\$ 20,567	\$ 25,367	\$ 25,367
City of Menifee	\$ 37,794	\$ 46,612	\$ 46,612
City of Wildomar	\$ -	\$ -	\$ -
Elsinore Valley Municipal Water District (EVMWD)	\$ -	\$ -	\$ -
San Jacinto Agricultural Operators	\$ -	\$ -	\$ -
San Jacinto Dairy & CAFO Operators	\$ -	\$ -	\$ -
CALTRANS - freeway	\$ -	\$ -	\$ -
CA DF&G - San Jacinto Wetlands	\$ -	\$ -	\$ -
Eastern Municipal Water District	\$ -	\$ -	\$ -
March Air Reserve Base Joint Powers Authority	\$ -	\$ -	\$ -
US Air Force (March Air Reserve Base)	\$ -	\$ -	\$ -
	\$ 330,000	\$ 407,000	\$ 407,000

Task Force Agency Contributions Detailed Tables

	Allocation	Allocation	Allocation
MS4 Co-Permittees (Total)	\$ 480,000	\$ 810,059	\$ 810,059
Task Force Regulatory/Administrative Expenses	\$ 99,000	\$ 165,000	\$ 165,000
TMDL Compliance Monitoring Expenses			
Watershed-wide Nutrient Monitoring Program	\$ 51,000	\$ 51,000	\$ 51,000
Lake Elsinore Nutrient Monitoring Program	\$ -	\$ 90,000	\$ 90,000
Canyon Lake Nutrient Monitoring Program	\$ -	\$ 97,059	\$ 97,059
Lake Elsinore Project Alternatives			
Aeration & Destratification System O&M	\$ -	\$ -	\$ -
Fishery Management O&M	\$ -	\$ -	\$ -
Canyon Lake Project Alternatives	\$ 330,000	\$ 407,000	\$ 407,000
Riverside County	\$ 73,314	\$ 109,327	\$ 109,327
Task Force Regulatory/Administrative Expenses	\$ 8,250	\$ 13,750	\$ 13,750
TMDL Compliance Monitoring Expenses			
Watershed-wide Nutrient Monitoring Program	\$ 4,250	\$ 4,250	\$ 4,250
Lake Elsinore Nutrient Monitoring Program	\$ -	\$ 7,500	\$ 7,500
Canyon Lake Nutrient Monitoring Program	\$ -	\$ 8,824	\$ 8,824
Lake Elsinore Project Alternatives			
Aeration & Destratification System O&M	\$ -	\$ -	\$ -
Fishery Management O&M	\$ -	\$ -	\$ -
Canyon Lake Project Alternatives	\$ 60,814	\$ 75,004	\$ 75,004
City of Beaumont	\$ 19,706	\$ 43,211	\$ 43,211
Task Force Regulatory/Administrative Expenses	\$ 8,250	\$ 13,750	\$ 13,750
TMDL Compliance Monitoring Expenses			
Watershed-wide Nutrient Monitoring Program	\$ 4,250	\$ 4,250	\$ 4,250
Lake Elsinore Nutrient Monitoring Program	\$ -	\$ 7,500	\$ 7,500
Canyon Lake Nutrient Monitoring Program	\$ -	\$ 8,824	\$ 8,824
Lake Elsinore Project Alternatives			
Aeration & Destratification System O&M	\$ -	\$ -	\$ -
Fishery Management O&M	\$ -	\$ -	\$ -
Canyon Lake Project Alternatives	\$ 7,206	\$ 8,887	\$ 8,887
City of Canyon Lake	\$ 18,774	\$ 42,062	\$ 42,062
Task Force Regulatory/Administrative Expenses	\$ 8,250	\$ 13,750	\$ 13,750
TMDL Compliance Monitoring Expenses			
Watershed-wide Nutrient Monitoring Program	\$ 4,250	\$ 4,250	\$ 4,250
Lake Elsinore Nutrient Monitoring Program	\$ -	\$ 7,500	\$ 7,500
Canyon Lake Nutrient Monitoring Program	\$ -	\$ 8,824	\$ 8,824
Lake Elsinore Project Alternatives			
Aeration & Destratification System O&M	\$ -	\$ -	\$ -
Fishery Management O&M	\$ -	\$ -	\$ -
Canyon Lake Project Alternatives	\$ 6,274	\$ 7,739	\$ 7,739
City of Hemet	\$ 54,428	\$ 86,035	\$ 86,035
Task Force Regulatory/Administrative Expenses	\$ 8,250	\$ 13,750	\$ 13,750
TMDL Compliance Monitoring Expenses			
Watershed-wide Nutrient Monitoring Program	\$ 4,250	\$ 4,250	\$ 4,250
Lake Elsinore Nutrient Monitoring Program	\$ -	\$ 7,500	\$ 7,500
Canyon Lake Nutrient Monitoring Program	\$ -	\$ 8,824	\$ 8,824
Lake Elsinore Project Alternatives			
Aeration & Destratification System O&M	\$ -	\$ -	\$ -
Fishery Management O&M	\$ -	\$ -	\$ -
Canyon Lake Project Alternatives	\$ 41,928	\$ 51,711	\$ 51,711

City of Lake Elsinore	\$ 34,784	\$ 61,808	\$ 61,808
Task Force Regulatory/Administrative Expenses	\$ 8,250	\$ 13,750	\$ 13,750
TMDL Compliance Monitoring Expenses			
Watershed-wide Nutrient Monitoring Program	\$ 4,250	\$ 4,250	\$ 4,250
Lake Elsinore Nutrient Monitoring Program	\$ -	\$ 7,500	\$ 7,500
Canyon Lake Nutrient Monitoring Program	\$ -	\$ 8,824	\$ 8,824
Lake Elsinore Project Alternatives			
Aeration & Destratification System O&M	\$ -	\$ -	\$ -
Fishery Management O&M	\$ -	\$ -	\$ -
Canyon Lake Project Alternatives	\$ 22,284	\$ 27,484	\$ 27,484
City of Moreno Valley	\$ 109,525	\$ 153,988	\$ 153,988
Task Force Regulatory/Administrative Expenses	\$ 8,250	\$ 13,750	\$ 13,750
TMDL Compliance Monitoring Expenses			
Watershed-wide Nutrient Monitoring Program	\$ 4,250	\$ 4,250	\$ 4,250
Lake Elsinore Nutrient Monitoring Program	\$ -	\$ 7,500	\$ 7,500
Canyon Lake Nutrient Monitoring Program	\$ -	\$ 8,824	\$ 8,824
Lake Elsinore Project Alternatives			
Aeration & Destratification System O&M	\$ -	\$ -	\$ -
Fishery Management O&M	\$ -	\$ -	\$ -
Canyon Lake Project Alternatives	\$ 97,025	\$ 119,664	\$ 119,664
City of Murrieta	\$ 12,500	\$ 34,324	\$ 34,324
Task Force Regulatory/Administrative Expenses	\$ 8,250	\$ 13,750	\$ 13,750
TMDL Compliance Monitoring Expenses			
Watershed-wide Nutrient Monitoring Program	\$ 4,250	\$ 4,250	\$ 4,250
Lake Elsinore Nutrient Monitoring Program	\$ -	\$ 7,500	\$ 7,500
Canyon Lake Nutrient Monitoring Program	\$ -	\$ 8,824	\$ 8,824
Lake Elsinore Project Alternatives			
Aeration & Destratification System O&M	\$ -	\$ -	\$ -
Fishery Management O&M	\$ -	\$ -	\$ -
Canyon Lake Project Alternatives	\$ -	\$ -	\$ -
City of Perris	\$ 43,130	\$ 72,100	\$ 72,100
Task Force Regulatory/Administrative Expenses	\$ 8,250	\$ 13,750	\$ 13,750
TMDL Compliance Monitoring Expenses			
Watershed-wide Nutrient Monitoring Program	\$ 4,250	\$ 4,250	\$ 4,250
Lake Elsinore Nutrient Monitoring Program	\$ -	\$ 7,500	\$ 7,500
Canyon Lake Nutrient Monitoring Program	\$ -	\$ 8,824	\$ 8,824
Lake Elsinore Project Alternatives			
Aeration & Destratification System O&M	\$ -	\$ -	\$ -
Fishery Management O&M	\$ -	\$ -	\$ -
Canyon Lake Project Alternatives	\$ 30,630	\$ 37,777	\$ 37,777
City of Riverside	\$ 17,977	\$ 41,079	\$ 41,079
Task Force Regulatory/Administrative Expenses	\$ 8,250	\$ 13,750	\$ 13,750
TMDL Compliance Monitoring Expenses			
Watershed-wide Nutrient Monitoring Program	\$ 4,250	\$ 4,250	\$ 4,250
Lake Elsinore Nutrient Monitoring Program	\$ -	\$ 7,500	\$ 7,500
Canyon Lake Nutrient Monitoring Program	\$ -	\$ 8,824	\$ 8,824
Lake Elsinore Project Alternatives			
Aeration & Destratification System O&M	\$ -	\$ -	\$ -
Fishery Management O&M	\$ -	\$ -	\$ -
Canyon Lake Project Alternatives	\$ 5,477	\$ 6,755	\$ 6,755
City of San Jacinto	\$ 33,067	\$ 59,690	\$ 59,690
Task Force Regulatory/Administrative Expenses	\$ 8,250	\$ 13,750	\$ 13,750
TMDL Compliance Monitoring Expenses			
Watershed-wide Nutrient Monitoring Program	\$ 4,250	\$ 4,250	\$ 4,250
Lake Elsinore Nutrient Monitoring Program	\$ -	\$ 7,500	\$ 7,500
Canyon Lake Nutrient Monitoring Program	\$ -	\$ 8,824	\$ 8,824
Lake Elsinore Project Alternatives			
Aeration & Destratification System O&M	\$ -	\$ -	\$ -
Fishery Management O&M	\$ -	\$ -	\$ -
Canyon Lake Project Alternatives	\$ 20,567	\$ 25,367	\$ 25,367

City of Menifee	\$ 50,294	\$ 80,936	\$ 80,936
Task Force Regulatory/Administrative Expenses	\$ 8,250	\$ 13,750	\$ 13,750
TMDL Compliance Monitoring Expenses			
Watershed-wide Nutrient Monitoring Program	\$ 4,250	\$ 4,250	\$ 4,250
Lake Elsinore Nutrient Monitoring Program	\$ -	\$ 7,500	\$ 7,500
Canyon Lake Nutrient Monitoring Program	\$ -	\$ 8,824	\$ 8,824
Lake Elsinore Project Alternatives			
Aeration & Destratification System O&M	\$ -	\$ -	\$ -
Fishery Management O&M	\$ -	\$ -	\$ -
Canyon Lake Project Alternatives	\$ 37,794	\$ 46,612	\$ 46,612
City of Wildomar	\$ 12,500	\$ 25,500	\$ 25,500
Task Force Regulatory/Administrative Expenses	\$ 8,250	\$ 13,750	\$ 13,750
TMDL Compliance Monitoring Expenses			
Watershed-wide Nutrient Monitoring Program	\$ 4,250	\$ 4,250	\$ 4,250
Lake Elsinore Nutrient Monitoring Program	\$ -	\$ 7,500	\$ 7,500
Canyon Lake Nutrient Monitoring Program	\$ -	\$ -	\$ -
Lake Elsinore Project Alternatives			
Aeration & Destratification System O&M	\$ -	\$ -	\$ -
Fishery Management O&M	\$ -	\$ -	\$ -
Canyon Lake Project Alternatives	\$ -	\$ -	\$ -
Elsinore Valley Municipal Water District (EVMWD)	\$ 12,500	\$ 25,500	\$ 25,500
Task Force Regulatory/Administrative Expenses	\$ 8,250	\$ 13,750	\$ 13,750
TMDL Compliance Monitoring Expenses			
Watershed-wide Nutrient Monitoring Program	\$ 4,250	\$ 4,250	\$ 4,250
Lake Elsinore Nutrient Monitoring Program	\$ -	\$ 7,500	\$ 7,500
Canyon Lake Nutrient Monitoring Program	\$ -	\$ -	\$ -
Lake Elsinore Project Alternatives			
Aeration & Destratification System O&M	\$ -	\$ -	\$ -
Fishery Management O&M	\$ -	\$ -	\$ -
Canyon Lake Project Alternatives	\$ -	\$ -	\$ -
San Jacinto Agricultural Operators	\$ 12,500	\$ 34,324	\$ 34,324
Task Force Regulatory/Administrative Expenses	\$ 8,250	\$ 13,750	\$ 13,750
TMDL Compliance Monitoring Expenses			
Watershed-wide Nutrient Monitoring Program	\$ 4,250	\$ 4,250	\$ 4,250
Lake Elsinore Nutrient Monitoring Program	\$ -	\$ 7,500	\$ 7,500
Canyon Lake Nutrient Monitoring Program	\$ -	\$ 8,824	\$ 8,824
Lake Elsinore Project Alternatives			
Aeration & Destratification System O&M	\$ -	\$ -	\$ -
Fishery Management O&M	\$ -	\$ -	\$ -
Canyon Lake Project Alternatives	\$ -	\$ -	\$ -
San Jacinto Dairy & CAFO Operators	\$ 12,500	\$ 34,324	\$ 34,324
Task Force Regulatory/Administrative Expenses	\$ 8,250	\$ 13,750	\$ 13,750
TMDL Compliance Monitoring Expenses			
Watershed-wide Nutrient Monitoring Program	\$ 4,250	\$ 4,250	\$ 4,250
Lake Elsinore Nutrient Monitoring Program	\$ -	\$ 7,500	\$ 7,500
Canyon Lake Nutrient Monitoring Program	\$ -	\$ 8,824	\$ 8,824
Lake Elsinore Project Alternatives			
Aeration & Destratification System O&M	\$ -	\$ -	\$ -
Fishery Management O&M	\$ -	\$ -	\$ -
Canyon Lake Project Alternatives	\$ -	\$ -	\$ -
CALTRANS - freeway	\$ 12,500	\$ 34,324	\$ 34,324
Task Force Regulatory/Administrative Expenses	\$ 8,250	\$ 13,750	\$ 13,750
TMDL Compliance Monitoring Expenses			
Watershed-wide Nutrient Monitoring Program	\$ 4,250	\$ 4,250	\$ 4,250
Lake Elsinore Nutrient Monitoring Program	\$ -	\$ 7,500	\$ 7,500
Canyon Lake Nutrient Monitoring Program	\$ -	\$ 8,824	\$ 8,824
Lake Elsinore Project Alternatives			
Aeration & Destratification System O&M	\$ -	\$ -	\$ -
Fishery Management O&M	\$ -	\$ -	\$ -
Canyon Lake Project Alternatives	\$ -	\$ -	\$ -

CA DF&G - San Jacinto Wetlands	\$ 12,500	\$ 34,324	\$ 34,324
Task Force Regulatory/Administrative Expenses	\$ 8,250	\$ 13,750	\$ 13,750
TMDL Compliance Monitoring Expenses			
Watershed-wide Nutrient Monitoring Program	\$ 4,250	\$ 4,250	\$ 4,250
Lake Elsinore Nutrient Monitoring Program	\$ -	\$ 7,500	\$ 7,500
Canyon Lake Nutrient Monitoring Program	\$ -	\$ 8,824	\$ 8,824
Lake Elsinore Project Alternatives			
Aeration & Destratification System O&M	\$ -	\$ -	\$ -
Fishery Management O&M	\$ -	\$ -	\$ -
Canyon Lake Project Alternatives	\$ -	\$ -	\$ -
Eastern Municipal Water District	\$ 12,500	\$ 25,500	\$ 25,500
Task Force Regulatory/Administrative Expenses	\$ 8,250	\$ 13,750	\$ 13,750
TMDL Compliance Monitoring Expenses			
Watershed-wide Nutrient Monitoring Program	\$ 4,250	\$ 4,250	\$ 4,250
Lake Elsinore Nutrient Monitoring Program	\$ -	\$ 7,500	\$ 7,500
Canyon Lake Nutrient Monitoring Program	\$ -	\$ -	\$ -
Lake Elsinore Project Alternatives			
Aeration & Destratification System O&M	\$ -	\$ -	\$ -
Fishery Management O&M	\$ -	\$ -	\$ -
Canyon Lake Project Alternatives	\$ -	\$ -	\$ -
March Air Reserve Base Joint Powers Authority	\$ 12,500	\$ 34,324	\$ 34,324
Task Force Regulatory/Administrative Expenses	\$ 8,250	\$ 13,750	\$ 13,750
TMDL Compliance Monitoring Expenses			
Watershed-wide Nutrient Monitoring Program	\$ 4,250	\$ 4,250	\$ 4,250
Lake Elsinore Nutrient Monitoring Program	\$ -	\$ 7,500	\$ 7,500
Canyon Lake Nutrient Monitoring Program	\$ -	\$ 8,824	\$ 8,824
Lake Elsinore Project Alternatives			
Aeration & Destratification System O&M	\$ -	\$ -	\$ -
Fishery Management O&M	\$ -	\$ -	\$ -
Canyon Lake Project Alternatives	\$ -	\$ -	\$ -
US Air Force (March Air Reserve Base)	\$ 12,500	\$ 34,324	\$ 34,324
Task Force Regulatory/Administrative Expenses	\$ 8,250	\$ 13,750	\$ 13,750
TMDL Compliance Monitoring Expenses			
Watershed-wide Nutrient Monitoring Program	\$ 4,250	\$ 4,250	\$ 4,250
Lake Elsinore Nutrient Monitoring Program	\$ -	\$ 7,500	\$ 7,500
Canyon Lake Nutrient Monitoring Program	\$ -	\$ 8,824	\$ 8,824
Lake Elsinore Project Alternatives			
Aeration & Destratification System O&M	\$ -	\$ -	\$ -
Fishery Management O&M	\$ -	\$ -	\$ -
Canyon Lake Project Alternatives	\$ -	\$ -	\$ -
Total:	\$ 580,000	\$ 1,067,000	\$ 1,067,000