S A W P A

SANTA ANA WATERSHED PROJECT AUTHORITY

11615 Sterling Avenue, Riverside, California 92503 • (951) 354-4220

COMMISSION MEETING
TUESDAY, FEBRUARY 21, 2012 – 9:30 A.M.

AGENDA

1. **CALL TO ORDER/PLEDGE OF ALLEGIANCE** **(Terry Catlin, Chair)**

2. **PUBLIC COMMENTS**

Members of the public may address the Commission on any item that is within the jurisdiction of the Commission; however, no action may be taken on any item not appearing on the agenda unless the action is otherwise authorized by Subdivision (b) Section 54954.2 of the Government Code.

3. **SPECIAL RECOGNITION - SERVICE PIN AWARDS**
Presenter: Celeste Cantú

Service Pin Awards - January through July 2012

Fifteen Years of Service	
Jerry Oldenburg	1-1-97
Ten Years of Service	
Dawna Munson	3-1-02
Five Years of Service	
Don Galleano	1-1-07
Tom Evans	1-1-07
Dean Unger	2-1-07
Sara Villa	2-1-07

4. **NEW BUSINESS**

A. **INLAND EMPIRE BRINE LINE REACH IV-E IMPROVEMENTS (CM#8587)**……....5
Presenter: Carlos Quintero
Recommendation: Award a contract to the lowest, responsive, and responsible bidder for an amount to be determined for the Inland Empire Brine Line Reach IV-E Improvements.

B. **ADOPTION OF RESOLUTION NO. 2012-04, FOR EMPLOYER PAID MEMBER CONTRIBUTIONS TO CALPERS (CM#8586)**……....8
Recommendation: Adopt Resolution No. 2012-04.

5. OLD BUSINESS

None

6. CONSENT CALENDAR

All matters listed under the Consent Calendar are considered to be routine and non-controversial and will be acted upon by the Committee by one motion in the form listed below. There will be no separate discussion on these items prior to the time the Committee votes, unless any Committee members, staff, or the public requests specific items be discussed and/or removed from the Consent Calendar for separate action.

A. APPROVAL OF THE MINUTES FROM THE MEETING HELD ON 2-7-12……10
Recommendation: Approve as mailed.

B. TREASURER'S REPORT……..14
Recommendation: Approve as mailed.

C. RESOLUTION OF SUPPORT FOR RECREATIONAL USES BASIN PLAN AMENDMENT (CM#8585)…….20
Recommendation: Adopt Resolution No. 2012-03.

D. DISPOSAL OF SURPLUS PROPERTY (CM#8590)……..….24
Recommendation: Receive and file.

7. INFORMATIONAL REPORTS

Recommendation: Receive and file the following oral/written reports/updates.

A. INLAND EMPIRE BRINE LINE CURED-IN-PLACE REACH IV-A UPPER (CM#8593)…….....26
Presenter: David Ruhl

B. INLAND EMPIRE BRINE LINE REPAIRS TO UNLINED RCP, REACHES IV-A AND IV-B (CM#8588)…….…...28
Presenter: David Ruhl

C. CASH TRANSACTIONS REPORT – DECEMBER 2011….....30
Presenter: Karen Williams

D. SECOND QUARTER 2012 EXPENSE REPORTS (CM#8589)…….....38
- General Manager
- Staff

Presenter: Karen Williams

E. INTER-FUND BORROWING – DECEMBER 2011 (CM#8591)……..……..42
Presenter: Karen Williams

F. PERFORMANCE INDICATORS AND FINANCIAL REPORTING – DECEMBER 2011 (CM#8592)……...44
Presenter: Karen Williams

G. GENERAL MANAGER'S REPORT

H. CHAIR'S COMMENTS/REPORT

I. COMMISSIONERS' COMMENTS

8. ADJOURNMENT

Any person with a disability who requires accommodation in order to participate in this meeting should telephone Commission Secretary Patti Bonawitz at (951) 354-4230, at least 48 hours prior to the meeting in order to make a request for a disability-related modification or accommodation.

PLEASE NOTE:
Materials related to an item on this agenda submitted to the Commission after distribution of the agenda packet are available for public inspection in the Authority's office located at 11615 Sterling Avenue, Riverside, during normal business hours. Also, such documents are available on the Authority's Website at www.sawpa.org, subject to staff's ability to post documents before the meeting.

Declaration of Posting
I, Patti Bonawitz, Clerk of the Board of the Santa Ana Watershed Project Authority certify that a copy of this agenda has been posted in the Agency's office at 11615 Sterling Avenue, Riverside, California by 5:30 p.m. on Wednesday, February 15, 2012.

Patti Bonawitz

Patti Bonawitz

2012 - Upcoming Meetings/Events

March		
3-6-12	9:30 am	Commission Workshop
3-8-12	10:30 am	PA 21 Committee Meeting
3-20-12	9:30 am	Commission Meeting
April		
4-3-12	9:30 am	Commission Workshop
4-5-12	10:30 am	PA 21 Committee Meeting
4-17-12	9:30 am	Commission Meeting
4-25-12	**8:30 am (registration)**	**OWOW Conference – National Orange Show Events Center in San Bernardino**
May		
5-1-12	9:30 am	Commission Workshop
5-3-12	10:30 am	PA 21 Committee Meeting
5-15-12	9:30 am	Commission Meeting
June		
6-5-12	9:30 am	Commission Workshop
6-7-12	10:30 am	PA 21 Committee Meeting
6-19-12	9:30 am	Commission Meeting
July		
7-3-12(?)	9:30 am	Commission Workshop
7-5-12(?)	10:30 am	PA 21 Committee Meeting
7-17-12	9:30 am	Commission Meeting
August		
DARK(?)		
September		
9-4-12	9:30 am	Commission Workshop
9-6-12	10:30 am	PA 21 Committee Meeting
9-18-12	9:30 am	Commission Meeting
October		
10-2-12	9:30 am	Commission Workshop
10-4-12	10:30 am	PA 21 Committee Meeting
10-16-12	9:30 am	Commission Meeting
November		
11-6-12	9:30 am	Commission Workshop
11-8-12	10:30 am	PA 21 Committee Meeting
11-20-12	9:30 am	Commission Meeting
December		
DARK(?)		

COMMISSION MEMORANDUM NO. 8587

DATE: February 21, 2012

TO: SAWPA Commission

SUBJECT: Inland Empire Brine Line Reach IV-E Improvements

PREPARED BY: Carlos Quintero, Project Manager

RECOMMENDATION
It is recommended that the Commission award a contract to the lowest, responsive and responsible bidder for an amount to be determined for the Inland Empire Brine Line Reach IV-E Improvements.

DISCUSSION
On November 16, 2010, the Commission authorized staff to issue a notice inviting bids for the following tasks:

1. Construction of a blow-off valve within the San Bernardino County Flood Control District right-of-way adjacent to existing Brine Line Maintenance Access Structure 4E-0090;
2. Construction of a blow-off valve at the E.I. Colton 4" lateral; and
3. Construction of four temporary lined drying beds within E.I. Colton property and San Bernardino County Flood Control District right-of-way.

Reach IV-E was constructed in the mid-1990s to provide a mechanism for salt disposal to the San Bernardino Valley Municipal Water District service area, including but not limited to the cities of San Bernardino, Colton, and Rialto. Approximately 8,000 feet of Reach IV-E, between the Colton Wastewater Treatment Plant and Riverside Avenue operate under pressure and have not been cleaned. Sonar inspection revealed a significant accumulation of solids.

SAWPA has been working with San Bernardino County Flood Control District to secure a permit for the construction of two temporary drying beds within their right-of-way. The other two ponds will be constructed within E.I. Colton Power Plant property.

The proposed improvements are required to drain approximately 450,000 gallons of brine and allow opening the sealed Maintenance Access Structures and cleaning them using hydro-jetting. Also, CCTV of this section of the Brine Line will be performed to allow staff to assess its current condition. All solids removed from the system will be placed in the temporary drying beds until they have dewatered sufficiently, through evaporation, for proper disposal at a municipal landfill facility. The site of the drying beds will be restored to their original condition once the solids are removed.

Construction of the blow-off valves and the temporary drying beds is expected to take 35 days. Once all the proposed improvements are in place, line cleaning, inspection, and liner repairs (if required) will take approximately ten days to complete. A complete shutdown of the four dischargers upstream of this location (Mt. View Power Plant, San Bernardino Truck Dump Station, Enertech, and E.I. Colton) will be required between April 2 and April 11, 2012.

A pre-bid conference and site visit took place on February 2, 2012. Bids are due on February 16, 2012. The name of the lowest, responsive and responsible contractor will be provided at the Commission meeting.

SAWPA will use existing on-call contractors to perform line cleaning, CCTV, and support during the line cleaning, inspection, and repair effort.

RESOURCE IMPACTS
Funds for this activity have been budgeted under Fund No. 240 (Brine Line Enterprise).

CQ:pb

Attachment: Area map

CM#8587 Reach IV-E Improvements

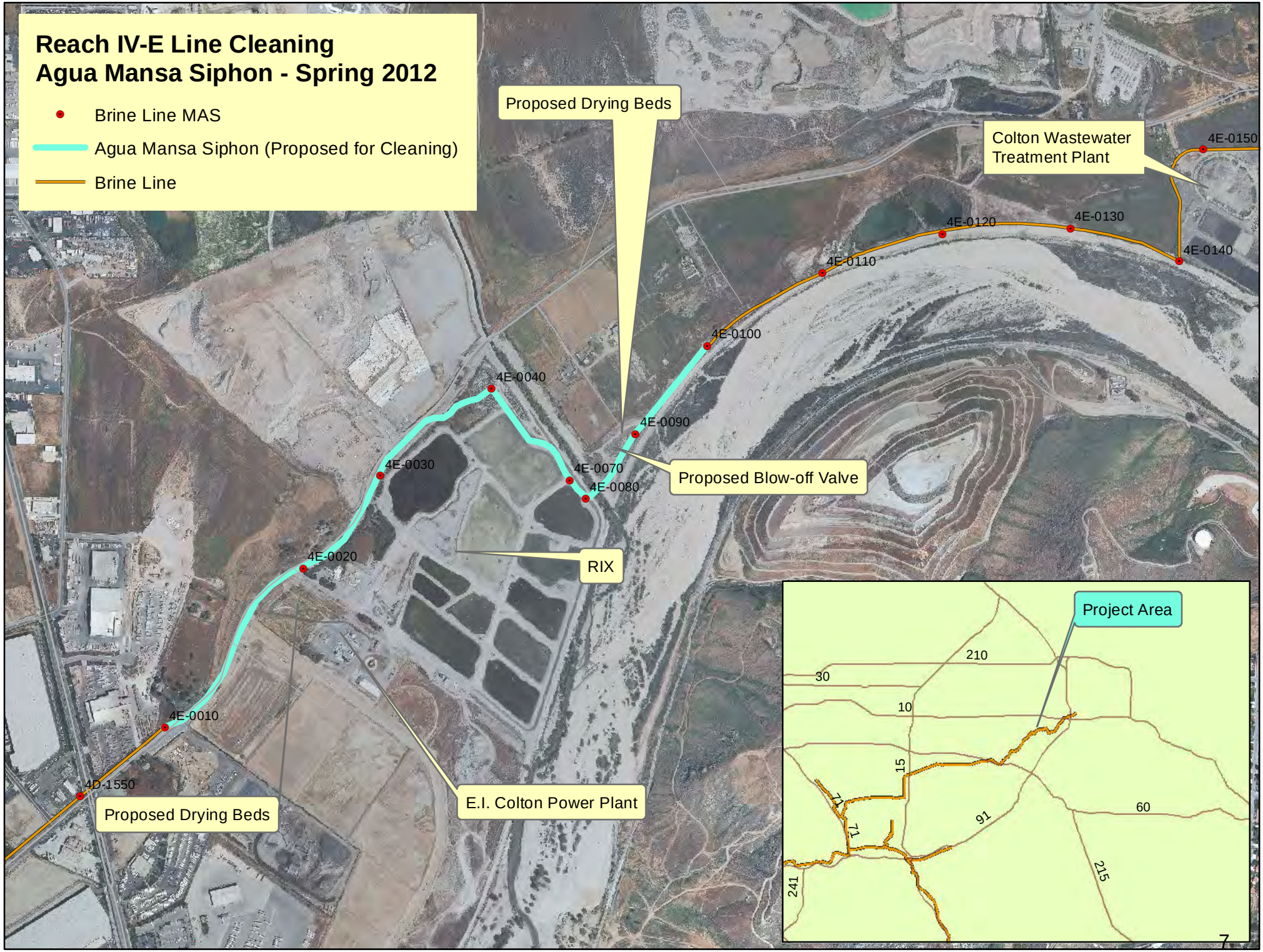

P:\projects\Sari\Line Cleaning\Agua Mansa siphon\Agua_Mansa_Siphon_Cleaning.mxd SW-1826

COMMISSION MEMORANDUM NO. 8586

DATE: February 21, 2012

TO: SAWPA Commission

PREPARED BY: Karen Williams, Chief Financial Officer

SUBJECT: Adoption of Resolution No. 2012-04, for Employer Paid Member Contributions to CalPERS

RECOMMENDATION
It is recommended that the Commission adopt Resolution No. 2012-04, for paying Employer Paid Member Contributions (EPMC) to CalPERS.

DISCUSSION
CalPERS has developed a new computer system that was launched in September 2011. The new system allows both employees and employers to access information on their accounts.

SAWPA has been participating in the CalPERS Retirement Program since June 1, 1982. At that time, SAWPA agreed to the payment of the employee's portion of the CalPERS Program, as part of the salary evaluation. The employee's portion of CalPERS was and currently is 7% of employees' base salary.

Action was taken at the June 9, 1982 Commission meeting that in lieu of a cost of living adjustment, SAWPA would pay the employees' contribution for CalPERS (seven percent [7%] of each employee's base salary), in the employee's name. The new system requires that we submit this action in a form of a resolution.

We have been given a temporary waiver and have been allowed to process our transactions with the understanding that we will submit the required resolution. If the resolution is not submitted, the employer-paid member contribution could be retroactively treated as taxable income, which could lead to fees and penalties for SAWPA, as well as past and present employees.

RESOURCE IMPACTS
None.

KW:pb

Attachment: Resolution No. 2012-04

CM#8586 CalPERS Reso 2-21-12

RESOLUTION NO. 2012-04

A RESOLUTION OF THE COMMISSIONERS OF THE SANTA ANA WATERSHED PROJECT AUTHORITY FOR EMPLOYER PAID MEMBER CONTRIBUTIONS TO CALPERS

WHEREAS, the governing body of the Santa Ana Watershed Project Authority has the authority to implement Government Code Section 20691;

WHEREAS, the governing body of the Santa Ana Watershed Project Authority has a written labor policy or agreement, which specifically provides for the normal member contributions to be paid by the employer;

WHEREAS, one of the steps in the procedures to implement Government Code Section 20691 is the adoption by the governing body of the Santa Ana Watershed Project Authority of a Resolution to commence said Employer Paid Member Contributions (EPMC);

WHEREAS, the governing body of the Santa Ana Watershed Project Authority has identified the following conditions for the purpose of its election to pay EPMC; and

- This benefit shall apply to all employees of the local miscellaneous members.
- This benefit shall consist of paying 7% of the normal member contributions as EPMC.
- The effective date of this Resolution shall be June 1, 1982.

NOW, THEREFORE, BE IT RESOLVED that the governing body of the Santa Ana Watershed Project Authority (SAWPA) hereby elects to pay EPMC, as set forth above.

ADOPTED this 21st day of February, 2012.

SANTA ANA WATERSHED PROJECT AUTHORITY

By: _____
Terry Catlin, Chair

SAWPA Commission

Workshop Minutes **February 7, 2012**

COMMISSION MEMBERS PRESENT	REPRESENTING
Terry Catlin, Chair	Inland Empire Utilities Agency
Phil Anthony	Orange County Water District
Don Galleano	Western Municipal Water District
Ron Sullivan	Eastern Municipal Water District
George Aguilar	San Bernardino Valley MWD

OTHERS PRESENT	
Mark Bulot	San Bernardino Valley Municipal Water District
Tom Evans	Western Municipal Water District
Bruce Phillips	PACE
Michelle Hoalton	PACE
Brian Diaz	Recupero & Associates
Dusty Williams	Riverside County Flood Control District
Tom Love	Inland Empire Utilities Agency
Doug Headrick	San Bernardino Valley Municipal Water District
P. Ravi Ravishanker	Eastern Municipal Water District
Mark Wildermuth	Wildermuth Environmental Inc.
Greg Woodside	Orange County Water District
Rich Haller	SAWPA, Executive Manager of Engineering and Operations
Larry McKenney	SAWPA, Executive Counsel
Karen Williams	SAWPA, Chief Financial Officer
Mark Norton	SAWPA, Manager of Water Resources and Planning
Dean Unger	SAWPA, Manager of Information Services and Technology
David Ruhl	SAWPA, Program Manager
Jeff Beehler	SAWPA, Program Manager
Carlos Quintero	SAWPA, Project Manager
Rick Whetsel	SAWPA, Senior Watershed Planner
Peter Vitt	SAWPA, GIS Project Manager
Jerry Oldenburg	SAWPA, GIS Analyst II
Patti Bonawitz	SAWPA, Clerk of the Board

The Commission Workshop of the Santa Ana Watershed Project Authority was called to order at 9:31 a.m. by Chair Terry Catlin at the Santa Ana Watershed Project Authority Office, 11615 Sterling Avenue, Riverside, CA 92503. Chair Catlin led the flag salute. Chair Catlin called for public comments; however, no comments were received.

WORKSHOP DISCUSSION AGENDA

The workshop focused on "stormwater management" with four speakers presenting from different perspectives.

1. Dusty Williams, Riverside County Flood Control and Water Conservation District, described the District's Low Impact Design (LID) project at its district headquarters. The project, which received grant funds through SAWPA, is a demonstration for the public of the various technologies available, particularly porous paving surfaces, and the project is fully instrumented to collect data on function. The District also will collect data on operation and maintenance of the features. He also extended an invitation to the Commission to come visit their demonstration project.

2. Mark Wildermuth of Wildermuth Environmental Inc. presented the results of his modeling work in the Chino Basin. He described the basin and the legal requirements of its adjudication. His model shows the effect on the basin from changes in land use over time, and supports his prediction that there are significant opportunities in the basin to increase recharge and gain water supply benefits. He also stated that decisions on MS4 compliance could have significant stormwater recharge implications.

3. Bruce Phillips of PACE Engineering showed the Commission a model of the Orange County portion of the Coyote Creek Watershed to assist with implementation of the LID requirements of the municipal stormwater permit. The model helps compute the water quality and hydro-modification control volumes required by the permit for a development project, evaluate the technical feasibility of on-site LID measures, and identify regional alternative measures if on-site measures are infeasible.

4. Larry McKenney briefed the Commission on the Stormwater Quality Standards Task Force's proposed Basin Plan Amendment regarding body contact recreation in the Santa Ana River Watershed. The Basin Plan Amendment has been published for comment, and is scheduled to be considered by the Regional Board on March 16. The Amendment includes changing to *E. coli* objectives, removing numeric objectives for noncontact recreation, implementing a high flow suspension of recreation standards, and de-designating the body contact recreation use on a number of engineered channels.

Commissioner Anthony requested, and Commissioner Galleano concurred, that staff:

1. Prepare a support letter template of the Basin Plan Amendment to bring back to the Commission on February 21, so that the Commissioners could use it to ask their agencies, sub-agencies, and local cities to lend support to it; and
2. Send to the Commission the link to the Regional Board's website.

NEW BUSINESS

LETTER OF SUPPORT FOR JAMES F. ATKINSON - SANTA ANA REGIONAL WATER QUALITY CONTROL BOARD APPOINTMENT (CM#8582)
Commissioner Anthony stated that James Atkinson is a strong, solid leader and would move approval.

Upon motion by Commissioner Anthony, seconded by Commissioner Aguilar, the motion unanimously carried:

12-02-01
MOVED, approval and authorized the Chair to send a letter of support for James F. Atkinson's appointment to the Santa Ana Regional Water Quality Control Board.

LETTER OF SUPPORT FOR BELINDA FAUSTINOS - SOUTH COAST AQMD BOARD APPOINTMENT (CM#8583)
Rich Haller stated that Celeste Cantú knows her very well and recommended a support position.

Upon motion by Commissioner Anthony, seconded by Commissioner Aguilar, the motion unanimously carried:

12-02-02
MOVED, approval and authorized the Chair to send a letter of support for Belinda Faustinos' appointment to the South Coast AQMD Board.

OWOW 2.0 PLAN AND PROPOSITION 84, ROUND 2 APPLICATION PROCESS TECHNICAL SUPPORT – SALVADOR LOPEZ (CM#8584)
No discussion.

Upon motion by Commissioner Anthony, seconded by Commissioner Aguilar, the motion unanimously carried:

12-02-03
MOVED, approval and authorized the General Manager to execute Task Order No. LOPZ373-02, with Salvador Lopez for an amount not-to-exceed $70,000 to provide technical support to staff in process improvements for Round 2 funding of the California Department of Water Resources Proposition 84 Integrated Regional Water Management – Implementation Program.

OLD BUSINESS
None

CONSENT CALENDAR

Upon motion by Commissioner Aguilar, seconded by Commissioner Anthony, the motion unanimously carried:

12-02-04
MOVED, approval of the Consent Calendar.

A. The Commission approved the Minutes from the meeting held on 1-17-12.

B. The Commission approved the Treasurer's Report.

C. The Commission adopted Resolution No. 2012-01, authorizing no increase in the amount of compensation paid to members of the Board of Commissioners in 2012 (CM#8581).

RESOLUTION NO. 2012-01
A RESOLUTION OF THE COMMISSIONERS OF THE SANTA ANA WATERSHED PROJECT AUTHORITY FOR EMPLOYER PAID MEMBER CONTRIBUTIONS TO CAL PERS. (For full text, see Resolution Book)

D. The Commission adopted Resolution No. 2012-02, establishing the 401 Governmental Profit-Sharing Plan, authorized the Chief Financial Officer to execute said document, and authorized the Chief Financial Officer to contribute $4,387.54 (2% of salary) to the 401a Plan on behalf of the General Manager (CM#8580).

RESOLUTION NO. 2012-02
A RESOLUTION OF THE COMMISSIONERS OF THE SANTA ANA WATERSHED PROJECT AUTHORITY ESTABLISHING THE 401 GOVERNMENTAL PROFIT-SHARING PLAN, AUTHORIZE THE CHIEF FINANCIAL OFFICER TO EXECUTE SAID DOCUMENT AND AUTHORIZE THE CHIEF FINANCIAL OFFICER TO CONTRIBUTE $4,387.54 TO THE 401A PLAN ON BEHALF OF THE GENERAL MANAGER. (For full text, see Resolution Book)

CLOSED SESSION
None.

There being no further business for review, Chair Catlin adjourned the meeting at 11:47 a.m.

APPROVED:
February 21, 2012

_____
Terry Catlin, Chair

2-7-12 Min

Santa Ana Watershed Project Authority

SAWPA

Finance Department

Santa Ana Watershed Project Authority

TREASURER'S REPORT

January 2012

During the month of January 2012, the Agency's actively managed temporary idle cash earned a return of 1.588%, representing interest earnings of $2,182. Additionally, the Agency's position in overnight funds L.A.I.F. and CalTRUST generated $10,036 and $2,039 in interest, resulting in $14,257 of interest income from all sources. Please note that this data represents monthly earnings only, and does not indicate actual interest received. There were zero (0) investment positions purchased, zero (0) positions sold, zero (0) positions matured, and one (1) position was called.

This Treasurer's Report is in compliance with SAWPA's Statement of Investment Policy. Based upon the liquidity of the Agency's investments, this report demonstrates the ability to meet customary expenditures during the next six months.

February 10, 2012

Prepared and Submitted by: Karen L. Williams

Karen L. Williams, Chief Financial Officer

Santa Ana Watershed Project Authority

INVESTMENT PORTFOLIO - MARKED TO MARKET - UNREALIZED GAINS & LOSSES

January 31, 2012

SAWPA primarily maintains a "Buy and Hold" investment philosophy, with all investments held by the Citizens Business Bank via a third-party safekeeping contract.

Security Type	CUSIP	Dealer	Purchase Date	Maturity Date	Call Date (if appl)	Par Value	Yield To Maturity	Investment Cost	Market Value Current Month	Unrealized Gain / (Loss)	Coupon Rate	Interest Earned
FHLB	31333702E7	WMS	07-01-10	04-02-12	01-11-11	$500,000	0.750%	500,000.00	500,560.00	560.00	0.750%	$ 318.49
FHLB	3133XWX95	WMS	03-29-11	03-13-15	No Call	$500,000	1.880%	516,505.00	533,415.00	16,910.00	2.750%	$ 798.36
FHLMC	3134G1LD4	WMS	01-26-11	12-27-12	No Call	$500,000	0.722%	503,600.00	504,205.00	605.00	1.100%	$ 306.41
USTN	912828NP1	WMS	01-26-11	07-31-15	No Call	$500,000	1.786%	499,218.75	523,750.00	24,531.25	1.750%	$ 758.51
Total Actively Invested Funds						**$2,000,000**		**$ 2,019,323.75**	**$ 2,061,930.00**	**$ 42,606.25**	**1.588%**	**$ 2,181.76**
Total Local Agency Investment Fund								$30,693,489.50			0.385%	10,036.35
Total CalTRUST Investment Fund								$2,087,485.76			1.150%	2,038.87
Total Invested Cash						**$2,000,000**		**$ 34,800,299.01**			**0.500%**	**$ 14,256.99**

Key to Security Type:

FHLB = Federal Home Loan Bank
FHLMC = Federal Home Loan Mortgage Corporation
FNMA = Federal National Mortgage Association
CORP = Corporate Note

Key to Dealers:

FCS = FinaCorp Securities
MBS = Multi-Bank Securities
MK = Morgan Keegan
RCB = RBC Dain Rauscher
SA = Securities America
BSS = Brookstreet Securities
WMS = Wedbush Morgan Securities

Interest Rate Analysis

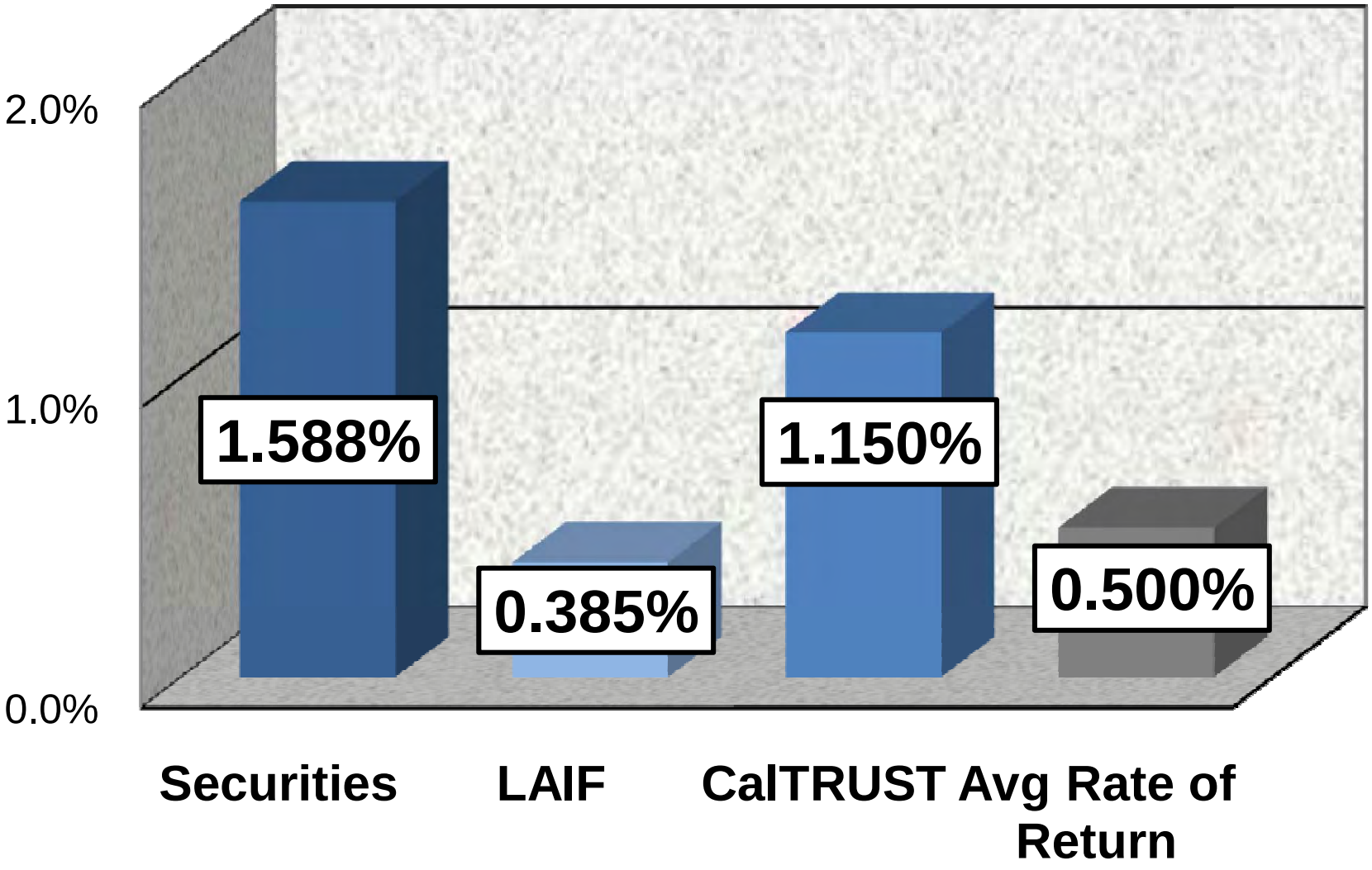

Investments
$34,800,299



Interest

$14,257

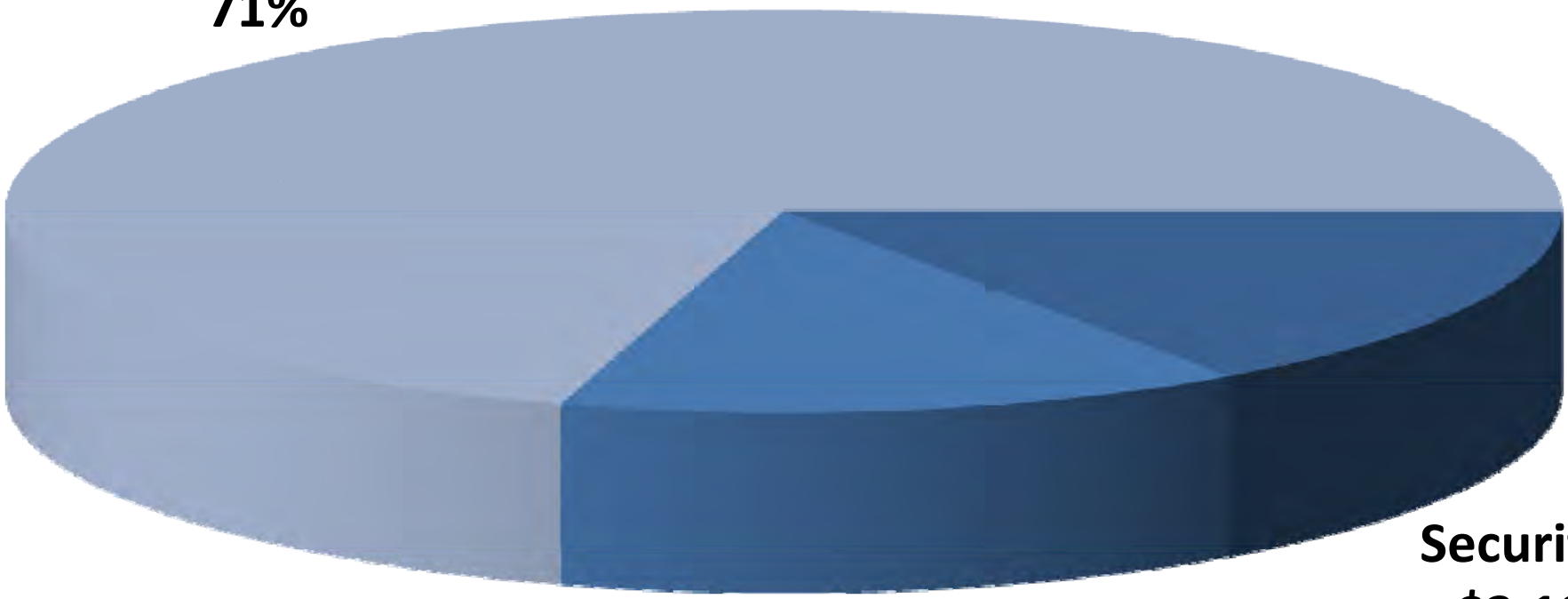

COMMISSION MEMORANDUM NO. 8585

DATE: February 21, 2012

TO: SAWPA Commission

SUBJECT: Resolution of Support for Recreational Uses Basin Plan Amendment

PREPARED BY: Larry McKenney, Executive Counsel

RECOMMENDATION
It is recommended that the Commission adopt Resolution No. 2012-03, supporting a proposed Basin Plan Amendment related to recreational uses that have been proposed for consideration by the California Regional Water Quality Control Board, Santa Ana Region.

DISCUSSION
The subject Basin Plan Amendment (BPA) was discussed at the Commission's February 7, 2012 workshop.

All water bodies, including all stream segments in the watershed, are presumed by federal and State law to support body contact recreation and non-contact recreation. In its Basin Plan, the Santa Ana Regional Board calls these beneficial uses REC1 and REC2, respectively. In federal Clean Water Act terms, they are called primary and secondary recreation. The Basin Plan currently includes numeric water quality objectives (standards) for fecal coliform concentrations for both REC1 and REC2. The numeric standards include geometric means (average of samples over 30 days) and enforceable single sample maximum values. Currently, the numeric standards apply everywhere throughout the watershed at all times and under all flow conditions. Most stormwater quality best management practices are not effective in achieving these numeric standards, either because they do not effectively remove the bacteria, or because other uncontrollable factors cause exceedences in the water bodies.

Since 2003, SAWPA has administered a Task Force of the three county flood control agencies in the watershed, cities, wastewater agencies, nongovernmental organizations, and Regional Board staff, to review the appropriateness of water quality standards for recreation and propose amendments. This Task Force's approach has been to work within the existing law, to understand the science underlying the standards, and to agree upon an approach to standards that is appropriate, enforceable, and achievable, and that focuses effort on reducing the actual risk of illness. The Task Force has reached consensus on a BPA proposal that currently is published for public comment and that is scheduled for Regional Board consideration on March 16, 2012.

The proposed BPA addresses only fresh water and therefore does not apply to ocean beaches. In addition, the BPA expressly acknowledges the continuing requirement to protect beneficial uses not only at a particular location, but downstream from that location. The BPA includes the following key elements:

- Modify the definition of REC1 to more closely match the federal distinction between primary and secondary recreation, which focuses on the risk of ingestion of water during an activity.

- Create a narrative pathogen standard and remove the numeric standards for REC2.

- Change the indicator bacteria used in the standards from fecal coliform to *E.coli*, per the U.S. Environmental Protection Agency's (EPA) recommendation.

- While emphasizing the intent to use geometric means to measure compliance, adopt single sample maxima that are based on exposure levels and data variability, using the method that the U.S. EPA adopted in its Great Lakes Rule.

- Develop antidegradation target values to prevent the diminishment of water quality of waterbodies, even where the REC1 use is not designated.

- Remove the bacteria objectives associated with the municipal use (MUN) beneficial use, as they have been made obsolete by treatment standards under the Safe Drinking Water Act.

- Suspend the REC1 and REC2 beneficial uses in engineered or modified channels during high flow events when recreation is precluded by factors other than pathogen levels.

- Adopt implementation language that includes the requirement to develop a surveillance plan designed to insure the availability of sufficient representative data to develop geometric means to determine compliance. The implementation language includes information to support the Regional Board's consideration of the Water Code Section 13241 and 13242 factors, including economics and the controllability of sources of pollution.

- Re-designate specific reaches of the Santa Ana-Delhi Channel, Grenville-Banning Channel, Cucamonga Creek, and Temescal Creek to remove the REC1 (and in some cases REC2) uses based on Use Attainability Analyses showing that recreation is not occurring and is precluded by physical characteristics of the water bodies.

The proposed BPA will allow local agencies responsible for surface water quality to focus their attention on pathogens on those areas where recreation actually occurs, thus being more efficient with public resources and likely reducing public health risks. Compliance still will require significant investments, but those expenditures at least can be focused on areas of exposure, and the standards are achievable. Therefore, the BPA will make the standards more appropriate.

To become effective, the BPA must be approved by the Regional Board, the State Water Resources Control Board, the State Office of Administrative Law, and the U.S. EPA.

RESOURCE IMPACTS
There are no resource impacts of adopting the proposed Resolution.

LM:pb

Attachment: Resolution No. 2012-03

CM#8585 Suppt Proposed BPA for Rec Uses 2-21-12

RESOLUTION NO. 2012-03

A RESOLUTION OF THE COMMISSION OF THE SANTA ANA WATERSHED PROJECT AUTHORITY SUPPORTING A PROPOSED BASIN PLAN AMENDMENT RELATED TO RECREATIONAL USES

WHEREAS, the Santa Ana Watershed Project Authority (hereinafter "SAWPA") entered into a task force agreement with key stakeholders in the watershed in 2003, including the three county flood control agencies in the region, cities, wastewater agencies, public interest groups, and the California Regional Water Quality Control Board, Santa Ana Region (Regional Board) staff;

WHEREAS, the Stormwater Quality Standards Study Task Force ("Task Force") has contributed many hundreds of hours of work to assist Regional Board staff in reviewing the appropriateness of body contact and non-contact recreation pathogen standards in the watershed, developing appropriate amendments thereto, and achieving consensus on those proposed amendments;

WHEREAS, the Task Force recommendations are embodied in a Basin Plan Amendment that Regional Board staff has proposed to the Regional Board for consideration of approval;

WHEREAS, the proposed Basin Plan Amendment would make numerous changes to the regulation of pathogen indicator bacteria to better focus public agency efforts on protecting swimming and other water recreation where and when it actually occurs, thus improving government efficiency and reducing public health risk;

WHEREAS, the proposed Basin Plan Amendment complies with all statutory and regulatory requirements of federal and California water quality law; and

WHEREAS, it is in the best interest of the entire Santa Ana River Watershed that the proposed Basin Plan Amendment be adopted.

NOW, THEREFORE, BE IT RESOLVED that the Commission of the Santa Ana Watershed Project Authority hereby expresses support for the adoption of the proposed Basin Plan Amendment related to recreational beneficial uses and their protection.

ADOPTED THIS 21st day of February, 2012.

SANTA ANA WATERSHED PROJECT AUTHORITY

BY: _____
Terry Catlin, Chair

COMMISSION MEMORANDUM NO. 8590

DATE: February 21, 2012

TO: SAWPA Commission

SUBJECT: Disposal of Surplus Property

PREPARED BY: Celeste Cantú, General Manager

RECOMMENDATION
It is recommended that the Commission receive and file this report.

DISCUSSION
In accordance with requirements of Resolution Number 56, *Resolution of the Commission of the Santa Ana Watershed Project Authority ("SAWPA") Establishing Procedures for Disposal of Surplus Property,* staff is informing the Commission of disposal of the following surplus property:

Item	SAWPA Tag Number	Reason
HP Laser Jet 2430dtn Printer	02310	Inoperative / Broken

The disposal method of usable items is by donation to non-profit entities, such as Goodwill, and/or Salvation Army.

RESOURCE IMPACTS
Resources for this activity are included within the approved FY 2011-2012 Budget.

CC:pb

CM#8590 Surplus Property 2-21-12

COMMISSION MEMORANDUM NO. 8593

DATE: February 21, 2012

TO: SAWPA Commission

SUBJECT: Inland Empire Brine Line Cured-in-Place Pipe (CIPP), Reach IV-A Upper

PREPARED BY: David Ruhl, Program Manager

RECOMMENDATION
It is recommended that the Commission receive and file a status update on the Repairs to Unlined RCP, Reach IV-A Upper.

DISCUSSION
Reach IV-A Upper (outside inundation area)
The Contractor, Insituform Technologies, has completed cleaning of about 18,746 feet of the 27-inch RCP out of 21,100 feet (about 89%) and lined 14,727 feet of the 27-inch RCP out of 21,100 feet (about 70%) using the CIPP installation method.

There are four found field conditions that have been identified by the Contractor. Approval of Item Nos. 1 and 2 are within the General Manager's authority. Costs for Item Nos. 3 and 4 have not been received and may exceed the General Manager's authority and additional contract authorization may be needed. It is anticipated the cost proposal will be received prior to the March Commission meeting and if necessary, will be presented to the Commission for approval. The four identified found field conditions are as follows:

1. Increase Liner Thickness between MAS IV-A 180 and IV-A 280: Based on analysis, the Contractor recommends increasing the thickness of the liner. The design engineer, RBF Consulting has reviewed the recommended change and concurs with the recommendation. Cost of $85,227 has been included in Change Order No. 1.

2. Increase Liner Thickness through Carbon Canyon Treatment Plant: Access to maintenance access structures within the Carbon Canyon Treatment Facility is limited due to the location of several shallow underground Treatment Plant utilities. An analysis of the Treatment Plant utilities determined the risk of damaging underground utilities was high even when providing steel plates to distribute tire loads when driving to the access structures. To avoid this risk, placement of CIPP in a single "inversion process" is recommended; this process can be completed using access points outside the treatment plant. The greater inversion length requires higher water pressures during installation, which requires a thicker liner. A cost proposal was received from the Contractor in the amount of $84,278.

3. Sealing MAS (Maintenance Access Structures) to ensure water-tightness: Five MAS are not watertight and are within the U.S. Army Corps of Engineers' flood plain. The Contractor has been requested to submit a proposal to make these five MAS watertight.

4. By-pass pumping: CIPP is installed in a dry pipe requiring by-pass of flows around each work area. Clarification through field investigation has determined that the Contractor is unable to divert flows as described in the contract documents to an existing IEUA sewer main. Therefore, the Contractor is required to provide a greater effort for by-passing flows around each CIPP installation segment. The Contractor is preparing a cost estimate to submit to SAWPA for review.

The Contractor has expended $357,897 through December 2011, which is about 16% of the original contract amount of $2,244,776. To date, one change order has been approved in the amount of $85,227, for a total revised contract amount of $2,330,002.

RESOURCE IMPACTS
Construction of Reach IV-A Upper, in addition to Reaches IV-A Lower and IV-B, is being financed in part by an SRF loan ($16,519,000), Proposition 84, Round 1 Grant ($1,000,000), and Reserves ($1,049,000).

DR:pb

CM#8593 Unlined RCP Upper Update 2-21-12

COMMISSION MEMORANDUM NO. 8588

DATE: February 21, 2012

TO: SAWPA Commission

SUBJECT: Inland Empire Brine Line Repairs to Unlined RCP, Reaches IV-A and IV-B

PREPARED BY: David Ruhl, Program Manager

RECOMMENDATION
It is recommended that the Commission receive and file a status update on the Repairs to Unlined RCP, Reaches IV-A and IV-B.

DISCUSSION
On **Reach IV-A**, the Contractor has constructed 17 of 21 access pits and slip-lined from approximately MAS IV-A 10 to IV-A 180 for a total of 16,328 feet of pipe out of 16,500 feet (or about 99%), completed all new MAS structures at eight locations, and completed rehabilitation of all MAS structures at ten locations. Work remaining on Reach IV-A includes slip-lining about 168 feet of pipe and one minor point repair at MAS IV-A 40. The schedule on the work remaining is impacted by rain events and water surface elevations due to inundation behind Prado. All work is anticipated to be complete by March 15, 2012.

On **Reach IV-B**, the Contractor, Mladen Buntich Construction Company, has completed work at five of the eight access pits (IV-B 30, 50, 80, 100, 115), slip-lined the existing pipe from maintenance access structure (MAS) IV-B 10 to IV-B 115, and MAS IV-B 140 to IV-B 150, completed five new MAS structures, and completed rehabilitation of five of eight MAS structures. To date, a total of 14,936 feet of pipe out of 16,000 feet (or about 93%) have been slip-lined. Work remaining on Reach IV-B is slip-lining 1,064 feet of pipe, two new MAS's and rehabilitation of three MAS's above elevation 520. All work is anticipated to be complete by the end of February 2012.

The Contractor has expended $9,804,148 through January 2012, which is about 89% of the original contract amount of $10,979,505. To date, five change orders have been approved in the amount of $365,475, for a total revised contract amount of $11,344,980.

RESOURCE IMPACTS
Construction of Reaches IV-A and IV-B, in addition to Reach IV-A Upper, is being financed in part by an SRF loan ($16,519,000), Proposition 84, Round 1 Grant ($1,000,000), and Reserves ($1,049,000).

DR:pb

CM#8588 Unlined RCP Update 2-21-12

Santa Ana Watershed Project Authority
Cash Transaction Report
Month of December 2011

Below is a summary of cash transactions completed during the month in the Authority's checking account with Citizens Business Bank. Attached are summaries by major revenue and expense classifications.

Cash Receipts and Deposits to Account	$	1,117,685.61
Net Investment Transfers		4,500,000.00
Cash Disbursements		(5,714,980.59)
Net Change for Month	$	(97,294.98)
Balance at Beginning of Month		176,962.56
Balance at End of Month per General Ledger	$	79,667.58
Collected Balance per Citizens Business Bank	$	172,168.91

ACCOUNTS PAYABLE RECONCILIATION

Accounts Payable Balance @ 11/30/11	$	6,356,381.94
Invoices Received for December 2011		1,352,520.43
Invoices Paid by check/wire during December 2011 (see attached register)		(5,454,284.75)
Accounts Payable Balance @ 12/31/11	$	2,254,617.62

.

CASH RECEIPTS

Brine Line Operating Revenues	$	831,438.50
SARI Treatment Purchase		253,460.00
Other Grant Funds		14,736.67
LESJWA Admin Reimbursement		17,839.15
Other		211.29
Total Receipts and Deposits	$	1,117,685.61

INVESTMENT TRANSFERS

Transfer of Funds:	$	-
From (to) LAIF		4,500,000.00
From (to) Grant Retention (CBB)		-
From (to) CalTRUST (CBB)		-
From (to) Wealth Management (CBB)		-
Total Investment Transfers	$	4,500,000.00

CASH DISBURSEMENTS

By Check:		
Payroll	$	-
Operations		3,520,947.55
Total Checks Drawn	$	3,520,947.55
By Cash Transfer:		
Payroll	$	198,450.89
Payroll Taxes		62,159.15
Wire transfer - FIA Card		9,164.30
Wire Transfer - Mladen Buntich		1,923,169.85
Account Analysis Fee		85.80
AFLAC		1,003.05
Total Cash Transfers	$	2,194,033.04
Total Cash Disbursements	$	5,714,980.59

Santa Ana Watershed Project Authority
Check Detail
December 2011

Category	Check #	Check Date	Type	Vendor		Check Amount
Bank Fee	WDL000002465	12/20/2011	WDL	CBB	$	85.80
				Bank Fee Total	**$**	**85.80**
Benefits	* 43075	12/12/2011	CHK	AFLAC	$	-
Benefits	43076	12/15/2011	CHK	ACWA Health Benefits Authority	$	27,856.82
Benefits	43077	12/15/2011	CHK	AFLAC	$	225.29
Benefits	43079	12/15/2011	CHK	ICMA Retirement - Trust 457	$	5,160.39
Benefits	43082	12/15/2011	CHK	Public Employees' Retirement System	$	17,575.74
Benefits	43083	12/15/2011	CHK	Cal PERS Long Term Care Program	$	90.46
Benefits	43114	12/23/2011	CHK	ICMA Retirement - Trust 457	$	5,160.39
Benefits	43117	12/23/2011	CHK	Public Employees' Retirement System	$	17,575.74
Benefits	43119	12/23/2011	CHK	State Compensation Ins Fund	$	4,439.96
Benefits	WDL000002452	12/9/2011	WDL	AFLAC	$	893.00
Benefits	WDL000002455	12/12/2011	WDL	AFLAC	$	110.05
				Benefits Total	**$**	**79,087.84**
Car Repair Maint - Gas	43045	12/9/2011	CHK	Costco Wholesale	$	1,000.00
				Car Repair Maint - Gas Total	**$**	**1,000.00**
Charge Card	P020063	12/5/2011	WDL	FIA Card Services	$	9,164.30
				Charge Card Total	**$**	**9,164.30**
Construction	43071	12/9/2011	CHK	MMC, Inc.	$	47,062.26
Construction	P020015	12/9/2011	WDL	Mladen Buntich Construction	$	1,923,169.85
				Construction Total	**$**	**1,970,232.11**
Consulting	43053	12/9/2011	CHK	The Dolphin Group	$	6,000.00
Consulting	43061	12/9/2011	CHK	Camp Dresser & McKee Inc.	$	10,962.88
Consulting	43068	12/9/2011	CHK	Accent Computer Solutions Inc	$	1,535.00
Consulting	43070	12/9/2011	CHK	Mathis Group	$	3,000.00
Consulting	43072	12/9/2011	CHK	Trussell Technologies, Inc.	$	30,622.76
Consulting	43085	12/15/2011	CHK	Tom Dodson & Associates	$	2,605.30
Consulting	43090	12/15/2011	CHK	J.A. King and Associates	$	6,882.00
Consulting	43096	12/15/2011	CHK	RBF Consulting	$	22,057.05
Consulting	43100	12/15/2011	CHK	Accent Computer Solutions Inc	$	202.50
Consulting	43103	12/15/2011	CHK	Padilla & Associates Inc	$	5,569.92
Consulting	43104	12/15/2011	CHK	Charles Z. Fedak & Company	$	1,302.00
Consulting	43120	12/23/2011	CHK	Tom Dodson & Associates	$	2,730.00
Consulting	43139	12/23/2011	CHK	Van Haun Consulting	$	861.89
Consulting	43140	12/23/2011	CHK	RBF Consulting	$	100,691.00
Consulting	43141	12/23/2011	CHK	Camp Dresser & McKee Inc.	$	3,216.00
Consulting	43142	12/23/2011	CHK	Integrated Systems Solutions	$	377.00
				Consulting Total	**$**	**198,615.30**
Contract Services	43069	12/9/2011	CHK	Big Bear Municipal Water District	$	17,592.85
				Contract Services Total	**$**	**17,592.85**
Debt Services	43038	12/6/2011	CHK	State Water Resources Control Board	$	468,372.21
Debt Services	43086	12/15/2011	CHK	State Water Resources Control Board	$	1,001,203.33
Debt Services	43121	12/23/2011	CHK	State Water Resources Control Board	$	526,243.03
				Debt Services Total	**$**	**1,995,818.57**
Director	43109	12/23/2011	CHK	Inland Empire Utilities Agency	$	170.88
Director	43110	12/23/2011	CHK	Philip Anthony	$	221.94
Director	43111	12/23/2011	CHK	Eastern Municipal Water District	$	185.31
Director	43113	12/23/2011	CHK	Angel Santiago	$	194.19
Director	43123	12/23/2011	CHK	Western Municipal Water District	$	186.98
Director	43135	12/23/2011	CHK	Thomas P Evans	$	174.54
Director	43143	12/23/2011	CHK	George Aaron Aguilar	$	191.97
				Director Total	**$**	**1,325.81**
Dues	43049	12/9/2011	CHK	WateReuse Association	$	1,403.27
Dues	43099	12/15/2011	CHK	American Water Works Association	$	413.00
Dues	43101	12/15/2011	CHK	The Climate Registry	$	750.00

Santa Ana Watershed Project Authority
Check Detail
December 2011

Category	Check #	Check Date	Type	Vendor		Check Amount
Dues	43124	12/23/2011	CHK	Water Education Foundation	$	1,323.00
Dues	43130	12/23/2011	CHK	Urban Water Institute, Inc.	$	500.00
Dues	43145	12/23/2011	CHK	Association of Public Treasurers	$	140.00
				Dues Total	**$**	**4,529.27**
Employee Reimbursement	43059	12/9/2011	CHK	David Ruhl	$	131.55
Employee Reimbursement	43063	12/9/2011	CHK	Richard E. Haller	$	200.00
Employee Reimbursement	43065	12/9/2011	CHK	Dawna Munson	$	94.35
Employee Reimbursement	43066	12/9/2011	CHK	Carlos Quintero	$	137.64
Employee Reimbursement	43080	12/15/2011	CHK	Mark Norton	$	203.00
Employee Reimbursement	43098	12/15/2011	CHK	Jeffrey Beehler	$	146.53
Employee Reimbursement	43116	12/23/2011	CHK	Regina Patterson	$	34.41
Employee Reimbursement	43138	12/23/2011	CHK	Sara Villa	$	87.14
				Employee Reimbursement Total	**$**	**1,034.62**
Equipment Expensed	43137	12/23/2011	CHK	G/M Business Interiors	$	4,930.86
				Equipment Expensed Total	**$**	**4,930.86**
Equipment Rented	43037	12/6/2011	CHK	NEC Financial Services LLC	$	1,341.25
Equipment Rented	43081	12/15/2011	CHK	Konica Minolta Business Solutions	$	860.93
Equipment Rented	43144	12/23/2011	CHK	NEC Financial Services LLC	$	1,341.25
				Equipment Rented Total	**$**	**3,543.43**
Facility/Repair & Maint	43048	12/9/2011	CHK	Burrtec Waste Industries Inc	$	69.56
Facility/Repair & Maint	43054	12/9/2011	CHK	Haz Mat Trans, Inc.	$	23,270.56
Facility/Repair & Maint	43055	12/9/2011	CHK	Jamison Engineering Contractors Inc	$	8,119.08
Facility/Repair & Maint	43056	12/9/2011	CHK	Green Meadows Landscape	$	575.00
Facility/Repair & Maint	43057	12/9/2011	CHK	Barr Engineering	$	210.00
Facility/Repair & Maint	43058	12/9/2011	CHK	Innerline Engineering	$	3,762.50
Facility/Repair & Maint	43062	12/9/2011	CHK	John R. Byerly, Inc.	$	4,815.00
Facility/Repair & Maint	43064	12/9/2011	CHK	State of California Dept of Industrial Relations	$	225.00
Facility/Repair & Maint	43067	12/9/2011	CHK	Elevator Support Services Inc	$	188.00
Facility/Repair & Maint	43087	12/15/2011	CHK	Yeier Janitorial Service	$	1,820.00
Facility/Repair & Maint	43088	12/15/2011	CHK	Haz Mat Trans, Inc.	$	11,379.00
Facility/Repair & Maint	43097	12/15/2011	CHK	A Cone Zone Inc	$	21,566.40
Facility/Repair & Maint	43125	12/23/2011	CHK	G&G Environmental Compliance	$	4,359.25
Facility/Repair & Maint	43128	12/23/2011	CHK	Haz Mat Trans, Inc.	$	891.25
Facility/Repair & Maint	43129	12/23/2011	CHK	City of Corona	$	4,056.77
Facility/Repair & Maint	43132	12/23/2011	CHK	Green Meadows Landscape	$	575.00
Facility/Repair & Maint	43133	12/23/2011	CHK	Innerline Engineering	$	10,630.25
				Facility/Repair & Maint Total	**$**	**96,512.62**
Lab Costs	43091	12/15/2011	CHK	E. S. Babcock & Sons, Inc.	$	2,020.00
Lab Costs	43094	12/15/2011	CHK	Camet Research	$	5,525.00
Lab Costs	43105	12/15/2011	CHK	MWH Laboratories	$	900.00
Lab Costs	43106	12/15/2011	CHK	Weck Laboratories, Inc.	$	295.00
Lab Costs	43107	12/15/2011	CHK	Exova Inc	$	525.00
Lab Costs	43131	12/23/2011	CHK	E. S. Babcock & Sons, Inc.	$	1,010.00
Lab Costs	43146	12/23/2011	CHK	MWH Laboratories	$	375.00
				Lab Costs Total	**$**	**10,650.00**
Legal	43039	12/9/2011	CHK	Aklufi and Wysocki	$	41.25
Legal	43095	12/15/2011	CHK	Brownstein,Hyatt,Farber,Schreck	$	13,564.79
				Legal Total	**$**	**13,606.04**
Materials & Supplies	43102	12/15/2011	CHK	Grainger	$	119.44
				Materials & Supplies Total	**$**	**119.44**
Office Expense	43044	12/9/2011	CHK	Konica Minolta Business Solutions	$	618.61
Office Expense	43045	12/9/2011	CHK	Costco Wholesale	$	302.12
Office Expense	43047	12/9/2011	CHK	Staples Business Advantage	$	168.49
Office Expense	43092	12/15/2011	CHK	American Reprographics Company LLC	$	701.34
Office Expense	43108	12/23/2011	CHK	Aramark Corporation Refreshment Services	$	127.01
Office Expense	43122	12/23/2011	CHK	Staples Business Advantage	$	262.68
				Office Expense Total	**$**	**2,180.25**

Santa Ana Watershed Project Authority
Check Detail
December 2011

Category	Check #	Check Date	Type	Vendor		Check Amount
Offsite Storage	43060	12/9/2011	CHK	Cornerstone Records Management LLC	$	196.27
				Offsite Storage Total	**$**	**196.27**
Other Expense	43052	12/9/2011	CHK	East Valley Water District	$	50.00
Other Expense	43089	12/15/2011	CHK	California Society of Municipal Finance Officers	$	50.00
				Other Expense Total	**$**	**100.00**
Payroll/Taxes	WDL000002444	12/2/2011	WDL	Direct Deposit 12/2/2011	$	64,416.05
Payroll/Taxes	WDL000002445	12/2/2011	WDL	PR Tax - Federal	$	15,657.33
Payroll/Taxes	WDL000002446	12/2/2011	WDL	PR Tax - State	$	4,489.10
Payroll/Taxes	WDL000002453	12/16/2011	WDL	Direct Deposit 12/16/2011	$	66,311.54
Payroll/Taxes	WDL000002454	12/16/2011	WDL	Direct Deposit 12/16/2011	$	2,263.49
Payroll/Taxes	WDL000002456	12/16/2011	WDL	PR Tax - Federal	$	16,416.46
Payroll/Taxes	WDL000002457	12/16/2011	WDL	PR Tax - State	$	4,656.75
Payroll/Taxes	WDL000002459	12/30/2011	WDL	Direct Deposit 12/30/2011	$	65,459.81
Payroll/Taxes	WDL000002462	12/23/2011	WDL	PR Tax - State	$	585.44
Payroll/Taxes	WDL000002463	12/23/2011	WDL	PR Tax - Federal	$	15,887.95
Payroll/Taxes	WDL000002464	12/23/2011	WDL	PR Tax - State	$	4,466.12
				Payroll/Taxes Total	**$**	**260,610.04**
Permit Fee	43093	12/15/2011	CHK	City of Chino	$	367.00
				Permit Fee Total	**$**	**367.00**
Petty Cash	43084	12/15/2011	CHK	Karen Williams, Custodian of Petty Cash	$	384.31
				Petty Cash Total	**$**	**384.31**
Safety	43050	12/9/2011	CHK	Zee Medical Service Company	$	116.49
Safety	43051	12/9/2011	CHK	Underground Service Alert	$	216.00
Safety	43126	12/23/2011	CHK	ADT Security Services, Inc.	$	2,217.09
Safety	43136	12/23/2011	CHK	Golden State Fire Protection	$	360.00
				Safety Total	**$**	**2,909.58**
Shipping/Postage	43043	12/9/2011	CHK	Overnite Shipping	$	18.90
Shipping/Postage	43078	12/15/2011	CHK	Overnite Shipping	$	9.47
Shipping/Postage	43112	12/23/2011	CHK	Overnite Shipping	$	59.07
Shipping/Postage	43118	12/23/2011	CHK	Pitney Bowes Purchase Power	$	1,000.00
				Shipping/Postage Total	**$**	**1,087.44**
Temporary Services	43127	12/23/2011	CHK	Employment Solutions	$	108.00
				Temporary Services Total	**$**	**108.00**
Training	43073	12/9/2011	CHK	Santa Ana River Basin Section	$	50.00
				Training Total	**$**	**50.00**
Treatment Cost	43041	12/9/2011	CHK	Orange County Sanitation District	$	1,031,565.95
				Treatment Cost Total	**$**	**1,031,565.95**
Utilities	43040	12/9/2011	CHK	Riverside, City of	$	2,066.20
Utilities	43042	12/9/2011	CHK	Verizon Wireless	$	1,284.19
Utilities	43046	12/9/2011	CHK	Southern California Edison	$	25.33
Utilities	43074	12/9/2011	CHK	Southern California Edison	$	222.89
Utilities	43115	12/23/2011	CHK	AT&T	$	685.15
Utilities	43134	12/23/2011	CHK	X O Communications	$	598.92
Utilities	43147	12/23/2011	CHK	tw telecom	$	2,690.21
				Utilities Total	**$**	**7,572.89**
			Accounts Payable		$	5,714,980.59

Checks	$	3,520,947.55
Wire Transfers	$	1,932,334.15
	$	5,453,281.70
Bank Fees	$	85.80
AFLAC	$	1,003.05
Other	$	-

Santa Ana Watershed Project Authority
Check Detail
December 2011

Category	Check #	Check Date	Type	Vendor	Check Amount
		Payroll	$ 260,610.04		
			$ 261,613.09		
Total Disbursements December 2011			$ 5,714,980.59		

Santa Ana Watershed Project Authority
Consulting

December 2011

Check #	Check Date	Task #	*Task Description*	Vendor Name	Total Contract	Check Amount	Remaining Contract Amount	Notes/Comments
43068	12/9/2011	ACS100-03	*IS Network Support*	Accent Computer Solutions Inc	$ 25,000.00	$ 935.00	$ 15,041.35	
43068	12/9/2011	ACS100-03	*IS Network Support*	Accent Computer Solutions Inc	$ 25,000.00	$ 152.00	$ 15,041.35	
43068	12/9/2011	ACS100-03	*IS Network Support*	Accent Computer Solutions Inc	$ 25,000.00	$ 448.00	$ 15,041.35	
43100	12/15/2011	ACS100-03	*IS Network Support*	Accent Computer Solutions Inc	$ 25,000.00	$ 202.50	$ 15,041.35	
43141	12/23/2011	CDM373-03	*OWOW Regional Planning*	Camp Dresser & McKee Inc.	$ 50,000.00	$ 3,216.00	$ 35,527.46	
43061	12/9/2011	CDM384-07	*MSAR TMDL Program Support FY11-12*	Camp Dresser & McKee Inc.	$ 77,550.00	$ 10,962.88	$ 44,769.54	
43085	12/15/2011	DODS240-02	*Environmental Damage Assessment - Cabot Spill*	Tom Dodson & Associates	$ 16,065.00	$ 2,605.30	$ 11,254.70	
43120	12/23/2011	DODS240-02	*Environmental Damage Assessment - Cabot Spill*	Tom Dodson & Associates	$ 16,065.00	$ 2,205.00	$ 11,254.70	
43120	12/23/2011	DODS323-03	*Biological Monitoring Unlined Reach IV-A&B Construction Repairs*	Tom Dodson & Associates	$ 27,300.00	$ 525.00	$ 15,583.00	
43104	12/15/2011	FED100-01	*Audit Services*	Charles Z. Fedak & Company	$ 26,000.00	$ 1,302.00	$ 3,276.00	
43142	12/23/2011	INSOL100-03	*Great Plains Software & Technical Support*	Integrated Systems Solutions	$ 5,000.00	$ 377.00	$ 2,728.00	
43090	12/15/2011	KING373-01	*OWOW Regional Planning*	J.A. King and Associates	$ 50,000.00	$ 4,554.00	$ 36,913.20	
43090	12/15/2011	KING373-01	*OWOW Regional Planning*	J.A. King and Associates	$ 50,000.00	$ 2,328.00	$ 36,913.20	
43070	12/9/2011	MATH100-02	*2011 Annual Performance Evaluation of GM*	Mathis Group	$ 6,000.00	$ 3,000.00	$ -	
43103	12/15/2011	PAD323-01	*Brine Line Reach IV-B Capacity Enhancement*	Padilla & Associates Inc	$ 23,904.00	$ 1,022.63	$ 14,316.84	
43103	12/15/2011	PAD323-01	*Brine Line Reach IV-B Capacity Enhancement*	Padilla & Associates Inc	$ 23,904.00	$ 1,022.63	$ 14,316.84	
43103	12/15/2011	PAD323-01	*Brine Line Reach IV-B Capacity Enhancement*	Padilla & Associates Inc	$ 23,904.00	$ 1,022.63	$ 14,316.84	
43103	12/15/2011	PAD502-01	*Brine Line Reach IV-D Sediment Traps*	Padilla & Associates Inc	$ 10,320.97	$ 834.01	$ 5,004.13	
43103	12/15/2011	PAD502-01	*Brine Line Reach IV-D Sediment Traps*	Padilla & Associates Inc	$ 10,320.97	$ 834.01	$ 5,004.13	
43103	12/15/2011	PAD502-01	*Brine Line Reach IV-D Sediment Traps*	Padilla & Associates Inc	$ 10,320.97	$ 834.01	$ 5,004.13	
43096	12/15/2011	RBF240-05	*Brine Line Relocation Reach IV-D Schleisman Rd*	RBF Consulting	$ 49,240.00	$ 3,850.02	$ 10,176.92	
43140	12/23/2011	RBF323-08	*Unlined RCP Repairs Reaches IV-A&B Construction Mgmt*	RBF Consulting	$ 848,100.00	$ 100,691.00	$ 414,145.00	
43096	12/15/2011	RBF323-09	*Unlined RCP Repairs Reaches IV-A&B Engineering Svcs*	RBF Consulting	$ 135,300.00	$ 8,816.02	$ 66,951.18	
43096	12/15/2011	RBF502-02	*Brine Line Enhancement Project Engineering Svcs*	RBF Consulting	$ 41,450.00	$ 4,411.01	$ 13,049.00	
43096	12/15/2011	RBF502-03	*Brine Line Enhancement Project Construction Mgmt*	RBF Consulting	$ 50,000.00	$ 4,980.00	$ 23,555.00	
43053	12/9/2011	TDGI10000-14	*Legislative & Government Services FY11-12*	The Dolphin Group	$ 115,000.00	$ 6,000.00	$ 60,500.00	
43072	12/9/2011	TRU240-02	*TSS Formation Investigation Phase 2*	Trussell Technologies, Inc.	$ 48,802.00	$ 25,559.76	$ 10.47	
43072	12/9/2011	TRU240-03	*TSS Formation Control/Mitigation Phase 1*	Trussell Technologies, Inc.	$ 11,110.00	$ 5,063.00	$ 1,735.00	
43139	12/23/2011	VANH37006-04	*Santa Ana Sucker Fish Conservation*	Van Haun Consulting	$ 16,000.00	$ 861.89	$ 33.21	

Santa Ana Watershed Project Authority
Consulting
December 2011

Check #	Check Date	Task #	*Task Description*	Vendor Name	Total Contract	Check Amount	Remaining Contract Amount	Notes/Comments
						$ 198,615.30		

Santa Ana Watershed Project Authority

General Manager - Expense Report

2nd Quarter FYE 2012

Staff	Celeste Cantú

Sum of Amount		Expn Type					
Posting Date	Activity	Airfare	Hotel	Meals	Misc	Parking	Grand Total
10/31/11	Meet w/ Rita Sudman on OWOW Conf - Frank Fats 9/27/11			35.63			35.63
	Sacramento trip - City of Sacramento 9/27/11					9.00	9.00
	Sacramento trip - Dollar Rent A Car 9/27/11				109.36		109.36
	Sacramento trip - Ontario Airport 9/27/11					9.00	9.00
	Sacramento trip - SWA 9/27/11	292.40					292.40
	Water Education Foundation - Ontario Airport 10/6/11					18.00	18.00
	Water Education Foundation - SWA 10/6/11	252.40					252.40
10/31/11 Total		544.80		35.63	109.36	36.00	725.79
11/30/11	IRWMP keynote speaker - Ontario Airport 10/26/11					9.00	9.00
	IRWMP keynote speaker - SWA 10/26/11	289.40					289.40
	IWRMP keynote speaker taxi - Wahed 10/26/11				43.25		43.25
	Law conference 1/20-22/12 - SWA 11/1/11	139.40					139.40
	Leg meetings - SWA 11/1/11	247.60					247.60
	Pillars meeting - Yard House 10/13/11			77.72			77.72
	Sacramento - DWR meetings - SWA 11/1/11	247.60					247.60
	Sacramento trip - SWA 10/18/11	84.70					84.70
	Sacramento, OWOW - SWA 10/18/11	84.70					84.70
11/30/11 Total		1093.40		77.72	43.25	9.00	1223.37
12/31/11	ACWA Conference - Anaheim Marriott 12/1-2/11			76.66			76.66
	ACWA Conference - Anaheim Marriott 12/2/11		594.05			36.00	630.05
	ACWA Conference, telecom - Anaheim Marriott 12/2/11				12.95		12.95
	Meeting with Record & Troxel - Doubletree Ontario 11/17/11			39.35			39.35
	WEF Board of Directors meeting - Anaheim Marriott 11/28/11			10.67			10.67
12/31/11 Total			594.05	126.68	12.95	36.00	769.68
Grand Total		1638.20	594.05	240.03	165.56	81.00	2718.84

Santa Ana Watershed Project Authority

Staff - Expense Report

2nd Quarter FYE 2012

Sum of Amount			Expn Type							
Staff	Posting Date	Activity	Airfare	Hotel	Meals	Mileage	Misc	Parking	Registration	Grand Total
Alice Duecker	10/31/11	Financial seminar - Ontario 10/5/11				22.48				22.48
		Financial seminar, Ontario - Ayres Grille 10/5/11			10.20					10.20
		Grammar/Proofreading seminar - Ontario 10/26/11				22.48				22.48
		Grammar/Proofreading seminar, Ontario- Ayres Grille 10/26/11			12.00					12.00
Alice Duecker Total					22.20	44.96				67.16
Carlos Quintero	10/31/11	Temescal & Cabot spill 10/18/11				12.21				12.21
		Temescal & Cabot spill 10/21/11				27.75				27.75
	11/30/11	Euclid sediment trap - Caltrans 11/3/11				16.65				16.65
		La Sierra channel meeting - Flood Control 11/28/11				1.11				1.11
		Salton Sea Presentation - N Shore Yacht Club 11/17/11				119.88				119.88
Carlos Quintero Total						177.60				177.60
David Ruhl	10/31/11	Jim Herberg meeting - OCSD 10/27/11				42.18				42.18
		SARI Mainline Stakeholders meeting - Yorba Linda 10/25/11				11.66				11.66
		Temescal & Cabot spill 10/18-21/11				104.34				104.34
		Temescal & Cabot spill coffee - Barnes & Nobel 10/19/11			2.05					2.05
	11/30/11	Brine Line Repairs - Chino Field (MH) 11/10/11				18.32				18.32
		SARI Mainline - Field Office 11/29/11				18.32				18.32
		SARI Rock Removal - OC Public Works 11/30/11				36.63				36.63
		Slip lining Progress meeting - Corona 11/30/11				17.76				17.76
		Slip lining Progress meeting - Corona Trailer 11/9/11				17.21				17.21
		Treatment Capacity meeting - IEUA 11/16/11				23.31				23.31
	12/31/11	Field visit - Chino IVA Upper 12/19/11				19.43				19.43
		Slip lining Progress meeting - Corona 12/7/11				16.65				16.65
David Ruhl Total					2.05	325.81				327.86
Dawna Munson	11/30/11	LESJWA Board meeting - EVMWD 11/17/11				27.75				27.75
		LESJWA Board meeting - EVMWD 9/29/11				27.75				27.75
		LESJWA Summit - Lake Elsinore 10/5/11				27.75				27.75
		P/U Russian delegation tour lunch - Panda Express 7/27/11				3.33				3.33
		Pick up PA21 meeting refreshments - Ralphs 8/24/11				3.33				3.33
		Pick up pies for IT Day - Marie Callender's 7/19/11				4.44				4.44
Dawna Munson Total						94.35				94.35
Dean Unger	10/31/11	MISAC conference - Harbor Express 10/4/11			10.15					10.15
		MISAC conference - Ontario Airport 10/4/11						54.00		54.00
		MISAC Conference, car rental - Dollar Rent A Car 10/4/11					75.37			75.37
		MISAC conference, Cook Arthur - Burger 10/3/11			33.65					33.65
		MISAC Conference, gasoline - Valero 10/4/11					22.65			22.65
		Water Board meeting, Riverside - Garage 3 9/12/11						2.00		2.00
	11/30/11	Cook Arthur meeting - Riverside Thai 10/20/11			20.84					20.84
		General Basin meeting - Anthony's Pizza 11/2/11			54.83					54.83
		USFS meeting - BJ's Restaurant 10/19/11			67.55					67.55
	12/31/11	Staff meeting - Anchos Southwest Grille 11/29/11			49.48					49.48
Dean Unger Total					236.50		98.02	56.00		390.52

Jeffrey Beehler	10/31/11	IE Brine Line Chino ED dept - Chino 10/18/11				22.20				22.20
		IE Brine Line ground breaking - Corona 10/11/11				12.77				12.77
		LESJWA Water Summit - Lake Elsinore 10/5/11				29.97				29.97
		OWOW conference site visit - San Bernardino 9/1/11				19.98				19.98
		OWOW GIS Forest Project - Redlands 9/22/11				28.31				28.31
		OWOW Gov Alliance Pillar meeting - Chino 10/19/11				18.87				18.87
		SA Sucker Riverwalk survey - Norco 9/15/11				14.43				14.43
Jeffrey Beehler Total						146.53				146.53
Jerry Oldenburg II	10/11/11	Grocery - Los Olivos Grocery 10/1/11			12.75					12.75
		MISAC Conference - In-N-Out 10/5/11			6.92					6.92
		MISAC Conference - Jack in the box 10/1/11			3.53					3.53
		MISAC Conference - Monterey 10/1/11				483.96				483.96
		MISAC Conference - Old Fisherman's Grotto 10/1/11			16.89					16.89
		MISAC Conference - Old Fisherman's Grotto 10/4/11			15.00					15.00
		MISAC Conference grocery - Safeway 10/4/11			5.49					5.49
Jerry Oldenburg II Total					60.58	483.96				544.54
Larry McKenney	10/31/11	DWR Water Summit, Sacramento - Harvard Street Grill 10/27/11			17.24					17.24
		DWR Water Summit, Sacramento - John Wayne Airport 10/27/11						20.00		20.00
		DWR Water Summit, Sacramento - taxi (2) l 10/27/11					86.00			86.00
Larry McKenney Total					17.24		86.00	20.00		123.24
Marie Jauregui	10/18/11	Financial seminar - Ontario 10/5/11				59.06				59.06
		Financial seminar, Ontario - Ayres Grille 10/5/11			10.00					10.00
Marie Jauregui Total					10.00	59.06				69.06
Mark Norton	10/31/11	ASCE Conference Memphis - Blues City 10/22/11			38.62					38.62
		ASCE Conference Memphis - Flight 10/20/11			43.37					43.37
		ASCE Conference Memphis - Majestic Grille 10/19/11			35.01					35.01
		ASCE Conference Memphis - Ontario Airport 10/23/11						51.25		51.25
		ASCE Conference Memphis - SWA 10/19/11	401.50							401.50
		ASCE Conference Memphis, baggage fee - SWA 10/23/11	50.00							50.00
		ASCE Conference Memphis, car rental - Enterprise 10/23/11					149.68			149.68
		ASCE Conference Memphis, rental car fuel - Loves 10/23/11					16.00			16.00
		Grant Regional Board meeting - Riverside 9/12/11						2.00		2.00
	11/30/11	ACWA 2011 Fall Conference, Norton - 10/19/11							290.00	290.00
		ASCE Conference - Marriott 10/24/11		653.99				59.01		713.00
	12/13/11	Regional Board meeting - Riverside 11/28/11						1.00		1.00
		Regional Board meeting - Riverside 12/2/11						2.00		2.00
	12/31/11	ACWA Conference - Anaheim Marriott 11/29-30/11						24.00		24.00
Mark Norton Total			451.50	653.99	117.00		165.68	139.26	290.00	1817.43
Patti Bonawitz	10/31/11	CMC-UCLA Inland Empire Forecast Conf - Cantú 9/22/11							125.00	125.00
	11/30/11	ACWA 2011 Fall Conference, Cantú - 10/18/11							290.00	290.00
Patti Bonawitz Total									415.00	415.00
Regina Patterson	10/31/11	Gasoline cash cards - Costco 10/18/11				1.67				1.67
		Gasoline cash cards - Costco 9/19/11				1.66				1.66
		GM appreciation items - Smart & Final 9/19/11				2.22				2.22
		Office supplies - Costco 10/18/11				1.66				1.66
		Office supplies - Costco 9/19/11				1.67				1.67
		Planners Day items - Costco/Walmart 9/28/11				3.33				3.33
		Safety cones purchase, return & exchange - Traffic Control 10/19/11				27.76				27.76
		SCSC (Jeff Mosher) lunch - Ralphs 9/27/11				2.22				2.22
		Strobe light for Escape - Traffic Control 10/26/11				13.88				13.88
	11/29/11	Brine Line permit - Cnty Recorder & RCFC 11/17/11				24.98				24.98
		Earth Night 2012 meeting - WMWD 11/3/11				7.77				7.77
		Gasoline cash cards - Costco 11/15/11				1.66				1.66
		Maintenance products - Home Depot 11/15/11				1.67				1.67
		Office supplies - Costco 11/2/11				3.33				3.33
	12/22/11	120296 Quitclaim Deed - Riverside Cnty Recorder 12/13/11				14.43				14.43
		Christmas luncheon - Costco 12/19/11				3.33				3.33
		Permit - RCFC & Regional Board 11/29/11				15.54				15.54
		Truck 2X - Big O 12/5/11				1.11				1.11
Regina Patterson Total						129.89				129.89

Richard Whetsel	10/18/11	BB TMDL stakeholder meeting - SBC Flood Control 8/16/11				24.42				24.42
		Conditional Ag Waiver meeting - RWQCB 7/28/11				19.98				19.98
		ESRI User Conference - San Diego Convention Ctr 7/11/11			11.80	129.87		10.00		151.67
		LE/CL TMDL Task Force meeting - EVMWD 7/12/11				27.75				27.75
		LE/CL TMDL Task Force meeting - EVMWD 8/15/11				27.75				27.75
		LE/CL TMDL Task Force meeting - EVMWD 9/13/11				27.75				27.75
		LESJWA Water Conference - Lake Elsinore 10/5/11				36.08				36.08
		MSAR TMDL Task Force meeting - RWQCB 7/27/11				14.43		4.00		18.43
Richard Whetsel Total					11.80	308.03		14.00		333.83
Sara Villa	10/31/11	Business Writing seminar - Wendy's 9/7/11			8.03					8.03
	11/30/11	Sacramento - DWR meetings, McKenney - SWA 10/27/11	385.40							385.40
	12/22/11	Drop off permit - Riverside County Permit Dept 10/11/11				11.10				11.10
		LESJWA Water Summit - Lake Elsinore 10/5/11				21.09				21.09
		Master Craftsman meeting lunch - Costco 10/17/11				3.33				3.33
		Office supplies - Target 10/4/11				3.33				3.33
		P/U OWOW Pillar meeting refreshments- Ralphs 10/27/11				3.33				3.33
		P/U OWOW Pillar meeting refreshments- Ralphs 12/147/11				3.33				3.33
		P/U SA Sucker Riverwalk mtg refreshments - misc 9/15/11				6.66				6.66
		Prop 84 box drop off - USPS 11/22/11				3.89				3.89
		Track Doc # 476559 Riv Cnty Recorder (closed) 10/10/11				11.10				11.10
		Track Document # 476559 Riv County Recorder 10/11/11				19.98				19.98
Sara Villa Total			385.40		8.03	87.14				480.57
Zyanya Blancas	10/25/11	Pencils to Pedals - City of San Bernardino 10/22/11				17.82				17.82
Zyanya Blancas Total						17.82				17.82
Grand Total			836.90	653.99	485.40	1875.15	349.70	229.26	705.00	5135.40

COMMISSION MEMORANDUM NO. 8591

DATE: February 21, 2012

TO: SAWPA Commission

SUBJECT: Inter-Fund Borrowing – December 2011

PREPARED BY: Karen Williams, Chief Financial Officer

RECOMMENDATION
It is recommended that the Commission receive and file the informational report on short-term, cash-flow inter-fund borrowing.

DISCUSSION
On December 13, 2005, the Commission approved Resolution No. 452, Inter-Fund and Inter-Project Loan Policy. Staff was directed to bring back an accounting of the loans each month for review when the total exceeded $250,000 in aggregate.

The following projects, with negative cash flow, are listed below with the amounts borrowed from SAWPA General Fund Reserves in December 2011. The total amount borrowed is over the aggregate $250,000 amount recommended in Resolution No. 452, Inter-Fund and Inter-Project Loan Policy. The Commission has requested that this item be brought back each month as an informational item when the loan amount is under the $250,000 aggregate amount.

Fund	Fund Name	11/30/11 Balance	Loan Receipts	New Charges	12/31/11 Balance
130	Proposition 84 Admin	$13,361.08	($0.00)	$165.99	$13,527.07
393	Trails Marketing Support	1,516.75	(0.00)	0.00	1,516.75
477	LESJWA Administration	44,848.64	(32,575.82)	11,105.54	23,378.36
500	Proposition 13 Projects	1,904.41	(0.00)	1,319.39	3,223.80
	Total Funds Borrowed	$61,630.88	($32,575.82)	$12,590.92	$41,645.98

General Fund Reserves Balance	$1,517,553.57
Less Amount Borrowed	(41,645.98)
Balance of General Fund Reserves	$1,475,907.59

The following table lists each fund that has a negative cash flow, the source of funding for the fund, how often the fund is billed, and the projected rate of payment for the fund.

NEGATIVE CASH-FLOW FUNDS

Fund No.	Source of Funding	Billing Frequency	Projected Payment Time
130 – Proposition 84 Admin	SWRCB	Quarterly	Up to 6 months
393 – Trails Marketing Support	Riverside County Parks & Open-Space District	Monthly	1 to 2 months
477 – LESJWA Admin	Reimbursement from LESJWA	Monthly	2 to 4 weeks
500 – Proposition 13 Projects	SWRCB	Quarterly	Up to 6 months

The following graph shows projected inter-fund loan balances, total unrestricted General Fund Reserves available for loans, and projected cash net of loans through July 2012. The projected loan balance is expected to remain within the $250,000 aggregate limit through July 2012, and can be covered by General Fund Reserves without a major impact on cash flow.

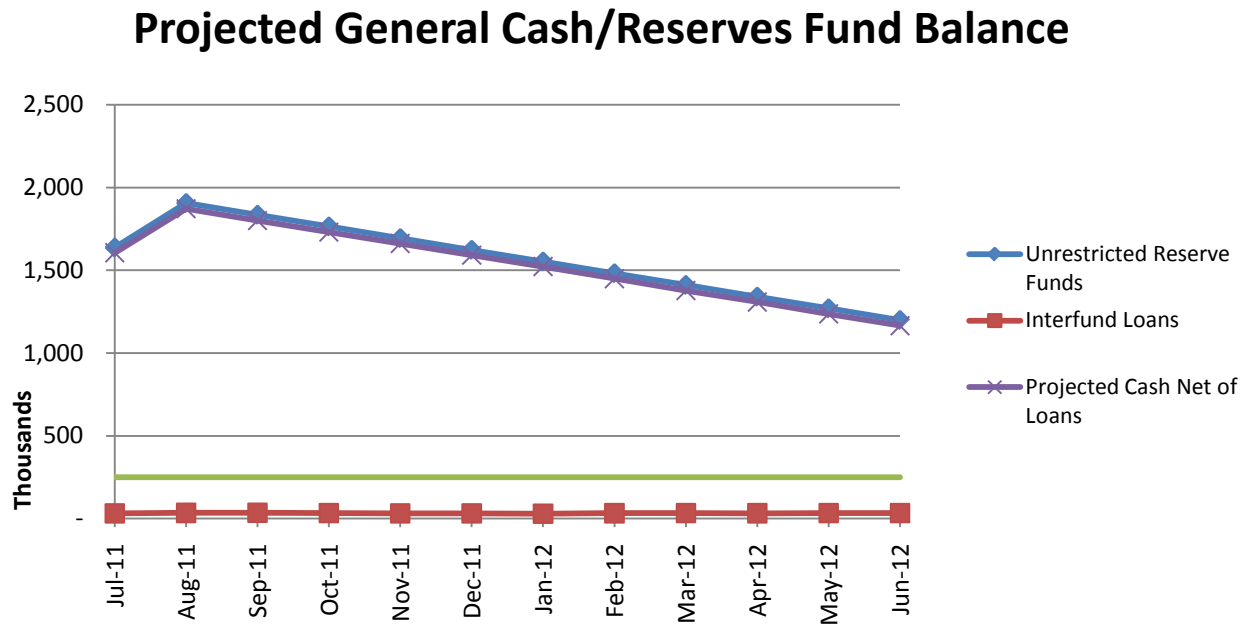

RESOURCE IMPACTS

The funds borrowed from the General Fund Reserves will be paid back with interest when the grant funding is received. Budgeted expenditures from the General Fund and proposed borrowings are not expected to have an impact on the General Fund Reserves balance.

KW:pb

CM#8591 Interfund Dec 2011

COMMISSION MEMORANDUM NO. 8592

DATE: February 21, 2012

TO: SAWPA Commission

SUBJECT: Performance Indicators and Financial Reporting – December 2011

PREPARED BY: Karen Williams, Chief Financial Officer

RECOMMENDATION
It is recommended that the Commission receive and file staff's report.

DISCUSSION
The attached reports have been developed to keep the Commission informed as to SAWPA's business and budget performance. These reports are categorized into the following groups: financial reporting, cash and investments, and performance indicators. They are explained in detail below. As new reports are developed, they will be added for the Commission's review.

Financial Reporting

Balance Sheet by Fund Type	Lists total assets, liabilities, and equity by fund type for a given period.
Revenue & Expense by Fund Type	Lists total revenue and expenses by fund type for a given period.
Receivables Management	Shows total outstanding accounts receivable by age.
Open Task Order Schedule	Shows SAWPA's total outstanding obligation for open task orders.
Debt Service Funding Analysis	Shows total annual income by source used to make debt service payments through debt maturity at FYE 2022.
Debt Service Payment Schedule	Shows total debt service interest and principal payments through debt maturity at FYE 2022.

Cash and Investments

Total Cash and Investments (chart)	Shows the changes in cash and investments for the fiscal year.
Reserve Balance & Source of Funds	Shows total cash and investments for all SAWPA funds and the types of investments held for each fund.
Cash & Investments (pie chart)	Shows total cash and investments for all SAWPA funds and the percentage of each investment type.
Reserve Account Analysis	Shows changes to each reserve account for the year and projected ending balance for each.
Twelve Month Security Schedule (chart)	Shows the maturity dates for securities held and percentage of securities in each category.
Treasurer's Report	Shows book and market value for both Treasury strips and securities held by the Agency.

Performance Indicators

Average Daily Flow by Month	Shows total flow in the SARI System by month compared to total treatment capacity owned. This is an indicator of the available capacity in the line. As we add yearly flows, it will show trends in flow throughout the year.
Summary of Labor Multipliers	Summarizes the information generated from the following two reports and compares the actual benefit and G&A Allocation rates to the total budgeted rates.
General Fund Costs	Lists total Fund No. 100 costs to date and the amount of those costs recovered through the G&A Allocation and member contributions.
Benefit Summary	Lists total employee benefit costs actual to budget and projects them through the end of the year. This report compares how the actual benefit rate compares to the budgeted rate.
Labor Hours Budget vs. Actual	Shows total budgeted hours for each project and compares them to the actual hours charged to each.

RESOURCE IMPACTS
Staff expects minimal impacts to SAWPA or its member agencies related to this effort.

KW:pb

Attachments:
1. Balance Sheet by Fund Type
2. Revenue & Expense by Fund Type
3. Accounts Receivable Aging Report
4. Open Task Order Schedule
5. Debt Service Funding Analysis
6. Debt Service Payment Schedule
7. Total Cash and Investments (chart)
8. Reserve Balance & Source of Funds
9. Reserve Account Analysis
10. Twelve-Month Maturity Schedule - Securities
11. Treasurer's Report
12. Average Daily Flow by Month
13. Summary of Labor Multipliers
14. General Fund Costs
15. Benefits
16. Labor Hours Budgeted vs. Actual

CM#8592 Financial Indicators Report Dec 2011

Santa Ana Watershed Project Authority
Balance Sheet by Fund Type
For the Five Months Ending November 30, 2011

	Capital Projects	Grants/ Contracts	Planning	Collaborative Projects	SAWPA General	Brine Line Enterprise	Fund Totals
Assets							
Current Assets							
Cash and Investments	($6,813,307.75)	$1,027,088.22	$677,330.62	$2,040,415.67	$2,173,489.41	$53,530,096.82	$52,635,112.99
Accounts Receivable	7,147,373.00	125,603.85	0.00	50,855.00	147.04	1,885,562.35	9,209,541.24
Installment Notes Receivable	0.00	0.00	0.00	0.00	0.00	15,441,644.81	15,441,644.81
Prepaids and Deposits	0.00	0.00	0.00	0.00	28,343.07	96,143.04	124,486.11
Total Current Assets	334,065.25	1,152,692.07	677,330.62	2,091,270.67	2,201,979.52	70,953,447.02	77,410,785.15
Fixed Assets							
Property, Plant & Equipment less accum depreciation	0.00	0.00	0.00	0.00	1,366,584.88	59,755,055.27	61,121,640.15
Total fixed assets	0.00	0.00	0.00	0.00	1,366,584.88	59,755,055.27	61,121,640.15
Other Assets							
Wastewater treatment/disposal rights, net of amortization	0.00	0.00	0.00	0.00	0.00	36,756,623.67	36,756,623.67
Inventory - Mitigation Credits	0.00	0.00	0.00	2,046,560.00	0.00	0.00	2,046,560.00
Total Other Assets	0.00	0.00	0.00	2,046,560.00	0.00	36,756,623.67	38,803,183.67
Total Assets	$334,065.25	$1,152,692.07	$677,330.62	$4,137,830.67	$3,568,564.40	$167,465,125.96	$177,335,608.97
Liabilities and Fund Equity							
Current Liabilities							
Accounts Payable/Accrued Expenses	$3,020,966.56	$142,203.24	$29,771.84	$27,158.19	$376,286.89	$3,731,370.77	$7,327,757.49
Accrued Interest Payable	0.00	0.00	0.00	0.00	0.00	372,001.34	372,001.34
Customer Deposits	0.00	439,272.04	0.00	0.00	0.00	24,620.00	463,892.04
Noncurrent Liabilities							
Long-term Debt	0.00	0.00	0.00	0.00	0.00	20,984,767.67	20,984,767.67
Deferred Revenue	0.00	0.00	0.00	0.00	0.00	86,773,321.50	86,773,321.50
Total Liabilities	3,020,966.56	581,475.28	29,771.84	27,158.19	376,286.89	111,886,081.28	115,921,740.04
Fund Equity							
Contributed Capital	0.00	0.00	0.00	0.00	0.00	20,920,507.03	20,920,507.03
Retained Earnings	(1,448,403.44)	754,340.76	140,736.38	3,855,067.82	2,814,698.67	35,813,605.48	41,930,045.67
Revenue Over/Under Expenditures	(1,238,497.87)	(183,123.97)	506,822.40	255,604.66	377,578.84	(1,155,067.83)	(1,436,683.77)
Total Fund Equity	(2,686,901.31)	571,216.79	647,558.78	4,110,672.48	3,192,277.51	55,579,044.68	61,413,868.93
Total Liabilities & Fund Equity	$334,065.25	$1,152,692.07	$677,330.62	$4,137,830.67	$3,568,564.40	$167,465,125.96	$177,335,608.97

Santa Ana Watershed Project Authority
Revenue & Expense by Fund Type
For the Five Months Ending November 30, 2011

	Capital Projects	Grants/ Contracts	Planning	Collaborative Projects	SAWPA General	Brine Line Enterprise	Fund Totals
Operating Revenue							
SARI Discharge Fees	$0.00	$0.00	$0.00	$0.00	$0.00	$4,099,631.15	$4,099,631.15
Grant Proceeds	0.00	341,852.23	0.00	0.00	0.00	0.00	341,852.23
Financing Proceeds	0.00	74,365.98	0.00	0.00	0.00	0.00	74,365.98
Total Operating Revenue	0.00	416,218.21	0.00	0.00	0.00	4,099,631.15	4,515,849.36
Operating Expenses							
Labor	52,645.95	35,510.65	87,630.16	39,240.20	529,254.69	239,332.37	983,614.02
Benefits	23,111.57	15,589.19	38,469.63	17,226.44	188,869.94	105,066.92	388,333.69
G&A Allocation	83,338.54	56,213.37	138,718.55	62,117.25	(748,433.28)	378,863.14	(29,182.43)
Education & Training	0.00	0.00	0.00	0.00	4,272.79	0.00	4,272.79
Consulting & Professional Services	421,764.63	32.40	80,066.17	115,401.77	91,294.00	143,391.73	851,950.70
Operating Costs	1,260.00	0.00	0.00	0.00	753.94	1,692,615.01	1,694,628.95
Repair & Maintenance	0.00	0.00	0.00	0.00	34,764.62	432,737.21	467,501.83
Phone & Utilities	0.00	0.00	0.00	0.00	30,317.10	1,225.38	31,542.48
Equipment & Computers	0.00	0.00	0.00	0.00	97,941.40	20,223.05	118,164.45
Meeting & Travel	113.79	382.00	2,196.41	277.67	12,890.35	694.18	16,554.40
Other Administrative Costs	25.01	10,125.76	2,105.98	42.66	52,334.69	8,310.11	72,944.21
Other Expenses	0.00	0.00	0.00	0.00	18,231.80	69,749.71	87,981.51
Construction	7,803,611.38	491,488.81	0.00	(16,822.19)	0.00	0.00	8,278,278.00
Total Operating Expenses	8,385,870.87	609,342.18	349,186.90	217,483.80	312,492.04	3,092,208.81	12,966,584.60
Operating Income (Loss)	(8,385,870.87)	(193,123.97)	(349,186.90)	(217,483.80)	(312,492.04)	1,007,422.34	(8,450,735.24)
Nonoperating Income (Expense)							
Member Contributions	0.00	10,000.00	673,270.00	166,179.00	847,745.00	0.00	1,697,194.00
Other Agency Contributions	0.00	0.00	182,082.00	302,402.00	0.00	0.00	484,484.00
Interest Income	0.00	0.00	657.30	2,284.89	2,381.01	50,827.35	56,150.55
Interest Expense - Debt Service	0.00	0.00	0.00	0.00	0.00	(522,821.55)	(522,821.55)
Other Income	0.00	0.00	0.00	0.00	118.03	2,176.63	2,294.66
Use of Reserves	0.00	0.00	0.00	0.00	(131,399.38)	0.00	(131,399.38)
Gain/Loss on Disposal/Sale of Assets	0.00	0.00	0.00	2,222.57	0.00	0.00	2,222.57
Total Nonoperating Income (Expense)	0.00	10,000.00	856,009.30	473,088.46	718,844.66	(469,817.57)	1,588,124.85
Excess Rev over (under) Exp	($8,385,870.87)	($183,123.97)	$506,822.40	$255,604.66	$406,352.62	$537,604.77	($6,862,610.39)

Aging Report
Santa Ana Watershed Project Authority
Receivables as of January 17, 2012

Customer Name	Project	Total	Current	0-30 Days	31-60 Days	61 and Over
Eastern Municipal Water District	Brine Line	143,977.37			143,977.37	
Riverside County Regional Park and Open Space	River Trails	1,515.47				1,515.47
San Bernardino Valley Muncipal Water District	Emerging Constituents	25,000.00				25,000.00
State Water Resource Control Board	Prop 40 & 50	7,255,803.98		21,085.82		7,234,718.16
University of California, Irvine	NIST Grant	2,421.46		2,421.46		
Total Accounts Receivable		7,428,718.28	-	23,507.28	143,977.37	7,261,233.63

Santa Ana Watershed Project Authority
Open Task Orders Schedule
As of December 2011

Task Order No. Project Contracts	Vendor No.	Vendor Name	Task Description	Begin Date	End Date	Original Contract	Change Orders	Total Contract	Billed To Date	Contract Balance	SAWPA Manager
WO#2012-50	1699	A Cone Zone Inc	Emergency Repairs - Reach V	10/19/2011	6/30/2012	$ 3,000.00	$ 18,566.40	$ 21,566.40	$ 21,566.40	$ -	Rich Haller
AAWA320-01-05	1238	Albert A Webb Associates	Brine Line Protection in Orange County	6/5/2009	6/30/2011	$ 15,000.00	$ -	$ 15,000.00	$ 2,890.05	$ 12,109.95	Rich Haller
AAWA320-01-06	1238	Albert A Webb Associates	SARI Protection in Orange County, San Bernardino/Riverside	9/24/2011	6/30/2012	$ 25,000.00	$ -	$ 25,000.00	$ 1,294.00	$ 23,706.00	Rich Haller
WO#2012-26	1843	Big Bear Municipal Water District	BBL In-Lake TMDL Compliance Monitoring	8/8/2011	12/31/2011	$ 39,465.00	$ -	$ 39,465.00	$ 17,592.85	$ 21,872.15	Rich Whetsel
B&C394-02	1332	Brown and Caldwell	Big Bear Lake TMDL Monitoring	6/30/2010	12/31/2011	$ 260,000.00	$ -	$ 260,000.00	$ 141,261.95	$ 118,738.05	Rick Whetsel
CALI240-02	1795	Caliagua Inc	Emergency Repairs - Reach V Temescal Canyon & Cabot	10/24/2011	10/31/2011	$ 25,000.00	$ 41,622.17	$ 66,622.17	$ 66,622.17	$ -	Carlos Quintero
CALV240-01	1872	Calvada Surveying Inc	Brine Line On-call Land Surveying Services	10/22/2010	6/30/2012	$ 30,560.00		$ 30,560.00	$ 8,083.00	$ 22,477.00	Carlos Quintero
WO#2012-33	1503	Camet Research	X-Ray Powder Diffraction Analysis	9/2/2001	6/30/2012	$ 1,590.00	$ -	$ 1,590.00	$ 830.00	$ 760.00	Rich Haller
WO#2012-53	1503	Camet Research	XRD, NFR, TGA, Loss on Ignition Analyses	11/10/2011	6/30/2012	$ 9,180.00	$ -	$ 9,180.00	$ 9,180.00	$ -	Rich Haller
CDM240-14	1575	Camp Dresser & McKee Inc	Re-evaluation of Brine Line Billing Formula	8/25/2011	12/31/2011	$ 10,000.00	$ -	$ 10,000.00	$ 2,505.50	$ 7,494.50	Rich Haller
CDM373-03	1575	Camp Dresser & McKee Inc	OWOW Regional Planning	7/5/2011	6/30/2012	$ 50,000.00	$ -	$ 50,000.00	$ 14,472.54	$ 35,527.46	Jeff Beehler
CDM384-06	1575	Camp Dresser & McKee Inc	MSAR TMDL Program Support	8/11/2010	9/30/2011	$ 58,120.00	$ 6,750.00	$ 64,870.00	$ 62,420.00	$ 2,450.00	Rick Whetsel
CDM384-07	1575	Camp Dresser & McKee Inc	MSAR TMDL Program Support FY2011 - 2012	7/5/2011	6/30/2012	$ 77,550.00	$ -	$ 77,550.00	$ 32,780.46	$ 44,769.54	Rick Whetsel
CWH373-01	1929	Council for Watershed Health	Dev of Performance Measures & Monitoring OWOW System 2.0	11/21/2011	12/31/2012	$ 54,560.00	$ -	$ 54,560.00	$ -	$ 54,560.00	Mark Norton
EEC240-03	1786	Environmental Engineering & Co	Brine Line Marketing	7/16/2011	6/30/2012	$ 15,000.00	$ -	$ 15,000.00	$ 2,012.50	$ 12,987.50	Jeff Beehler
WO#2012-07	1404	E S Babcock & Sons Inc	Lab Analysis	7/20/2011	6/30/2012	$ 25,000.00	$ -	$ 25,000.00	$ 11,285.00	$ 13,715.00	Rich Haller
FCS240-02	1661	FCS Group	Brine Line Financial Model - Technical Assistance	4/11/2011	6/30/2012	$ 5,960.00	$ 3,745.00	$ 9,705.00	$ 9,642.50	$ 62.50	Rich Haller
G&G240-11	1222	G & G Environmental Compliance Inc	Brine Line System O & M - Permitting & Pretreatment Program	5/20/2011	6/30/2012	$ 56,700.00	$ -	$ 56,700.00	$ 34,592.08	$ 22,107.92	Rich Haller
HAZ240-02	1349	Haz Mat Trans Inc	Brine Line On-Call Line Draining and Emergency	11/4/2010	6/30/2012	$ 84,147.00	$ -	$ 84,147.00	$ 21,162.71	$ 62,984.29	Carlos Quintero
HAZ240-03	1349	Haz Mat Trans Inc	Brine Line Cleaning	7/18/2011	6/30/2012	$ 29,200.00	$ -	$ 29,200.00	$ 18,114.72	$ 11,085.28	Carlos Quintero
HOFF240-01	1654	Hoffman Southwest Corporation	On-Call Brine Line Cleaning Services	6/4/2010	6/30/2012	$ 172,984.00	$ -	$ 172,984.00	$ 18,752.00	$ 154,232.00	Carlos Quintero
HOFF240-02	1654	Hoffman Southwest Corporation	Brine Line On-Call Inspection Services	7/28/2010	6/30/2012	$ 43,550.00	$ -	$ 43,550.00	$ 13,179.73	$ 30,370.27	Carlos Quintero
WO#2012-11	1032	Inland Empire Utilities Agency	Brine Line Operations & Maintenance	7/7/2011	6/30/2012	$ 10,000.00	$ -	$ 10,000.00	$ -	$ 10,000.00	Rich Haller
INN240-01	1450	Innerline Engineering	On-Call Brine Line Cleaning Services	6/23/2010	6/30/2012	$ 113,750.00	$ 175,000.00	$ 288,750.00	$ 281,647.50	$ 7,102.50	Carlos Quintero
KING373-01	1375	J A King & Associates	OWOW Regional Planning	9/13/2011	3/31/2012	$ 50,000.00	$ -	$ 50,000.00	$ 13,086.80	$ 36,913.20	Jeff Beehler
WO#2012-45	1354	Jamison Engineering Contractors Inc	Reach V Gate Valve Leak Repairs	10/31/2011	10/21/2011	$ 5,000.00	$ 3,120.00	$ 8,120.00	$ 8,119.08	$ 0.92	Carlos Quintero
WO#2012-51	1615	John R Byerly Inc	Emergency Repairs - Reach V Temescal Canyon & Cabot	10/21/2011	6/30/2012	$ 5,000.00	$ 5,000.00	$ 10,000.00	$ 7,724.38	$ 2,275.62	Rich Haller
KANA240-01	1871	Kana Pipeline Inc	On-Call Brine Line Potholing Services	10/6/2010	6/30/2012	$ 20,460.00		$ 20,460.00	$ 500.00	$ 19,960.00	Carlos Quintero
Construction	1894	Mladen Buntech Construction Co Inc	Repairs to Unlined RCP, Reaches IV-A and IV-B	4/27/2011	12/29/2012	$ 10,979,505.00	$ 178,760.64	$ 11,158,265.64	$ 7,803,611.38	$ 3,354,654.26	David Ruhl
MMC502-01	1906	MMC Inc	Brine Line Enhancement Project - Reach IV-D	4/28/2011	3/4/2012	$ 1,075,101.00	$ -	$ 1,075,101.00	$ 568,874.88	$ 506,226.12	Carlos Quintero
WO#2012-34	1917	MWH Laboratories	Conduct ICP-MS Analysis	9/9/2011	6/30/2012	$ 1,200.00	$ 600.00	$ 1,800.00	$ 1,725.00	$ 75.00	Rich Haller
PAD323-01	1897	Padilla & Associates	Brine Line Reach IV-B Capacity Enhancement	5/23/2011	12/28/2012	$ 23,904.00	$ -	$ 23,904.00	$ 9,587.16	$ 14,316.84	David Ruhl
PAD502-01	1897	Padilla & Associates	Brine Line Sediment Traps - Reach IV-D	5/23/2011	3/4/2012	$ 10,320.97	$ -	$ 10,320.97	$ 5,316.84	$ 5,004.13	Carlos Quintero
RBF240-05	1539	RBF Consulting	Brine Line Relocation Reach IV-D Schleisman Rd	6/8/2011	6/30/2012	$ 49,240.00	$ -	$ 49,240.00	$ 39,063.08	$ 10,176.92	David Ruhl
RBF323-08	1539	RBF Consulting	Repairs to Unlined RCP Reach IV-A&B Construction Mgmt Svcs	4/28/2011	6/30/2013	$ 848,100.00	$ -	$ 848,100.00	$ 433,955.00	$ 414,145.00	David Ruhl
RBF323-09	1539	RBF Consulting	Repairs to Unlined RCP Reaches IV-A & IV-B Engineering Svcs	4/28/2011	6/30/2013	$ 135,300.00	$ -	$ 135,300.00	$ 68,348.82	$ 66,951.18	David Ruhl

Santa Ana Watershed Project Authority
Open Task Orders Schedule
As of December 2011

Task Order No. Project Contracts	Vendor No.	Vendor Name	Task Description	Begin Date	End Date	Original Contract	Change Orders	Total Contract	Billed To Date	Contract Balance	SAWPA Manager
RBF502-02	1539	RBF Consulting	Brine Line Enhancement Project - Engineering Services	5/2/2011	6/30/2012	$ 41,540.00	$ -	$ 41,540.00	$ 28,491.00	$ 13,049.00	Carlos Quintero
RBF502-03	1539	RBF Consulting	Brine Line Enhancement Project - Construction Services	5/27/2011	6/30/2012	$ 50,000.00	$ -	$ 50,000.00	$ 26,445.00	$ 23,555.00	Carlos Quintero
RISK384-05	1174	Risk Sciences	Compliance Expert - MSAR TMDL	7/5/2011	7/31/2012	$ 39,450.00	$ -	$ 39,450.00	$ 8,674.08	$ 30,775.92	Rick Whetsel
RISK386-06	1174	Risk Sciences	Stormwater Quality Standards Study - Phase 3B	3/15/2010	12/31/2011	$ 146,400.00	$ -	$ 146,400.00	$ 146,205.03	$ 194.97	Larry McKenney
RISK386-07	1174	Risk Sciences	Stormwater Quality Standards Study - Economic Analysis	3/15/2010	12/31/2011	$ 40,000.00	$ -	$ 40,000.00	$ 29,747.50	$ 10,252.50	Larry McKenney
RISK392-02	1174	Risk Sciences	Emerging Constituents Workgroup - Phase 3	2/22/2010	6/30/2012	$ 13,050.00	$ 53,000.00	$ 66,050.00	$ 52,874.59	$ 13,175.41	Mark Norton
RISK394-02	1174	Risk Sciences	BBL TMDL Compliance Expert	7/18/2011	6/30/2012	$ 49,600.00	$ -	$ 49,600.00	$ 11,571.53	$ 38,028.47	Rick Whetsel
RIVCO387-03	1643	Riverside County Regional Park	Habitat Restoration	5/23/2011	6/30/2013	$ 165,000.00	$ -	$ 165,000.00	$ 84,912.57	$ 80,087.43	Jeff Beehler
SMEA381-09	1387	San Marino Environmental Associates	Santa Ana Sucker Fish Conservation Program	8/8/2011	6/30/2012	$ 49,600.00	$ -	$ 49,600.00	$ -	$ 49,600.00	Jeff Beehler
SAWA323-01	1420	Santa Ana Watershed Association	Habitat Mitigation in Prado Basin	1/29/2010	12/30/2011	$ 245,000.00	$ -	$ 245,000.00	$ -	$ 245,000.00	Carlos Quintero
SAWA323-02	1420	Santa Ana Watershed Association	Brine Line Repairs in Prado Basin - Habitat Mitigation	1/19/2011	7/31/2012	$ 60,000.00	$ -	$ 60,000.00	$ -	$ 60,000.00	Carlos Quintero
DODS240-02	1189	Tom Dodson & Associates	Environmental Damage Assessment - Cabot Spill	11/4/2011	10/31/2012	$ 16,065.00	$ -	$ 16,065.00	$ 4,810.30	$ 11,254.70	Carlos Quintero
DODS323-01	1189	Tom Dodson & Associates	Brine Line - Determination of Biologically Equivalent or Superior	11/10/2009	6/30/2011	$ 10,000.00	$ -	$ 10,000.00	$ 9,063.40	$ 936.60	Carlos Quintero
DODS323-02	1189	Tom Dodson & Associates	Repairs to Unlined RCP IV-A and IV-B	9/8/2010	12/31/2011	$ 25,000.00	$ -	$ 25,000.00	$ 8,264.50	$ 16,735.50	David Ruhl
DODS323-03	1189	Tom Dodson & Associates	Biological Monitoring Repairs - Unlined RCP Reach IV-A & B Construction	5/20/2011	12/31/2012	$ 27,300.00	$ -	$ 27,300.00	$ 11,717.00	$ 15,583.00	David Ruhl
DODS502-01	1189	Tom Dodson & Associates	Brine Line Enhancement - Least Bell's Vireo Survey	8/12/2011	6/30/2012	$ 1,100.00	$ -	$ 1,100.00	$ 688.50	$ 411.50	Carlos Quintero
WO#2012-59	1893	Trautwein Construction	Reach IV-B Improvements at La Sierra Channel	12/12/2011	12/14/2011	$ 27,800.00	$ -	$ 27,800.00	$ 24,600.00	$ 3,200.00	Carlos Quintero
TRU240-02	1915	Trussel Technologies	TSS Formation Investigation Phase 2	10/21/2011	6/30/2012	$ 48,802.00	$ -	$ 48,802.00	$ 48,791.53	$ 10.47	Rich Haller
TRU240-03	1815	Trussel Technologies	TSS Formation Control/Mitigation Phase 1	10/24/2011	6/30/2012	$ 11,110.00	$ -	$ 11,110.00	$ 9,375.00	$ 1,735.00	Rich Haller
USI240-01	1618	Underground Solutions Inc	Brine Line On-Call Potholing Services	6/7/2010	6/30/2012	$ 70,800.00	$ -	$ 70,800.00	$ 10,950.00	$ 59,850.00	Carlos Quintero
VANH37006-04	1532	Van Haun Consulting	Santa Ana Sucker Fish Conservation Program	2/12/2008	6/30/2012	$ 6,000.00	$ 10,000.00	$ 16,000.00	$ 15,966.79	$ 33.21	Jeff Beehler
WO#2012-35	1918	Weck Laboratories Inc	Wastewater Analysis - 3 Samples	9/1/2011	6/30/2012	$ 1,245.00	$ -	$ 1,245.00	$ 1,125.00	$ 120.00	Rich Haller
WEKA240-01	1853	WEKA Inc	Reach V Leak - Cabot Road	10/24/2011	11/3/2011	$ 126,898.93	$ -	$ 126,898.93	$ 111,206.30	$ 15,692.63	Rich Haller
WO#2012-16	1217	Western Municipal Water District	Brine Line Operations & Maintenance	7/27/2011	6/30/2012	$ 348,000.00	$ -	$ 348,000.00	$ 126,285.55	$ 221,714.45	David Ruhl
WO#2012-36	1217	Western Municipal Water District	Vegetation Clearing Behind Yorba Slaughter	9/21/2011	6/30/2012	$ 2,000.00	$ -	$ 2,000.00	$ -	$ 2,000.00	Carlos Quintero
WO#2012-49	1217	Western Municipal Water District	Emergency Repairs - Reach V, Temescal Canyon/Cabot	10/26/2011	6/30/2012	$ 10,000.00	$ -	$ 10,000.00	$ 839.80	$ 9,160.20	Rich Haller
Annual Support Contracts											
ACS100-03	1842	Accent Computer Solutions	IS Network/Security Support	7/15/2011	6/30/2012	$ 25,000.00	$ -	$ 25,000.00	$ 9,958.65	$ 15,041.35	Dean Unger
FED100-01	1902	Charles Z Fedak & Company	Audit Services	6/22/2011	6/30/2012	$ 26,000.00	$ -	$ 26,000.00	$ 22,724.00	$ 3,276.00	Karen Williams
COOK100-11	1604	Cook/Arthur Inc	Liberty Service Migration	11/28/2010	1/31/2012	$ 14,900.00	$ -	$ 14,900.00	$ 14,675.00	$ 225.00	Dean Unger
TDGI10000-14	1326	The Dolphin Group	Legislative & Government Services FY11-12	6/30/2011	6/30/2012	$ 115,000.00	$ -	$ 115,000.00	$ 54,500.00	$ 60,500.00	Celeste Cantú
INSOL100-03	1648	Integrated Systems Solutions	Great Plains Software & Technical Support	7/5/2011	6/30/2012	$ 5,000.00	$ -	$ 5,000.00	$ 2,272.00	$ 2,728.00	Dean Unger
MATH100-02	1884	Mathis Group	2011 Annual Performance Evaluation of GM	10/21/2011	12/31/2011	$ 6,000.00	$ -	$ 6,000.00	$ 6,000.00	$ -	Terry Catlin
WO#2012-13	1890	Southern California Fleet Services Inc	SAWPA Agency Vehicle Maintenance	7/1/2011	6/30/2012	$ 2,000.00	$ -	$ 2,000.00	$ -	$ 2,000.00	Rich Haller
										$ 6,105,737.41	

Santa Ana Watershed Project Authority
Debt Service Funding Analysis
December 31, 2011

FYE	T-Strip Maturity (a)	Capacity Loan Receipts (b)	Loan Pymts (c)	Interest Earned * (d)	Excess/(Use) of Cash (e)	Ending Cash Balance
	Beginning Balance					4,327,492
2011	2,019,000	2,184,232	(4,535,441)	86,550	(245,659)	4,081,832
2012	2,019,000	2,184,232	(4,535,441)	81,637	(250,572)	3,831,260
2013	2,019,000	1,252,022	(4,535,441)	76,625	(1,187,794)	2,643,466
2014	3,449,000	795,772	(3,534,238)	52,869	763,403	3,406,869
2015	3,349,000	795,772	(3,414,537)	68,137	798,372	4,205,241
2016	2,824,000	795,772	(3,011,067)	84,105	692,811	4,898,052
2017	949,000	795,772	(2,016,452)	97,961	(173,721)	4,724,333
2018	949,000	795,772	(2,016,452)	94,487	(177,193)	4,547,140
2019	395,000	528,582	(1,482,528)	90,943	(468,003)	4,079,136
2020	395,000	-	(1,126,278)	81,583	(649,695)	3,429,441
2021	-	-	(1,126,278)	68,589	(1,057,689)	2,371,751
2022	-	-	(898,963)	47,435	(851,528)	1,520,223
	18,367,000	10,127,929	(32,233,116)	930,920	(2,807,267)	
					(a + b + c + d)	

*Interest earned is based on a conservative 2.00% return

Santa Ana Watershed Project Authority
Debt Service Payment Schedule
FY 2011 - 2022

FYE	Interest	Principal	Total Payment	Remaining Principal
2011	861,512	3,673,929	4,535,441	24,331,241
2012	749,413	3,786,027	4,535,441	20,545,214
2013	633,689	3,901,751	4,535,441	16,643,463
2014	514,212	3,020,025	3,534,237	13,623,437
2015	421,883	2,992,654	3,414,536	10,630,784
2016	330,081	2,680,985	3,011,067	7,949,798
2017	246,101	1,770,350	2,016,451	6,179,448
2018	188,013	1,828,439	2,016,451	4,351,009
2019	127,750	1,354,777	1,482,528	2,996,232
2020	80,170	1,046,108	1,126,278	1,950,124
2021	52,015	1,074,262	1,126,278	875,861
2022	23,101	875,862	898,963	(0)

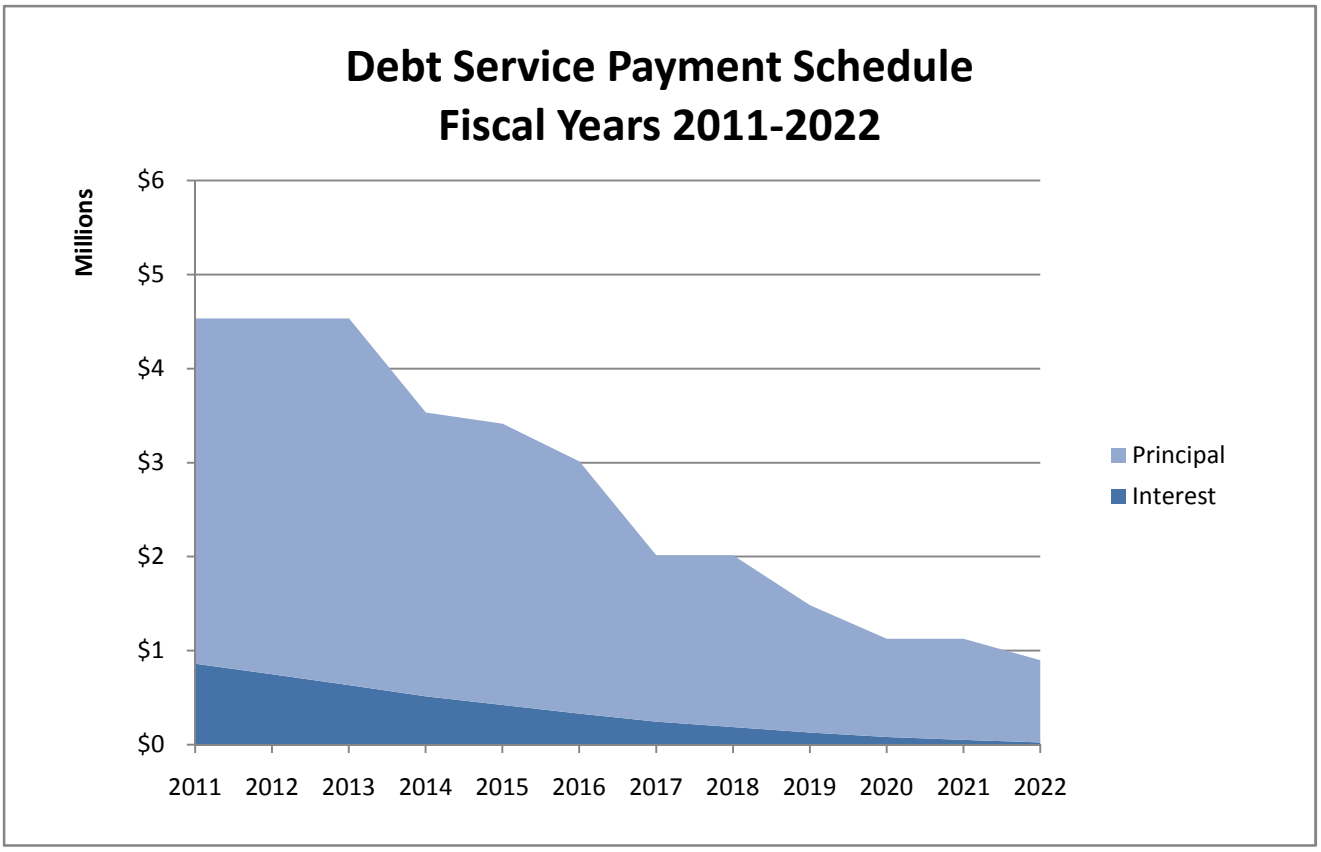

Total Cash & Investments

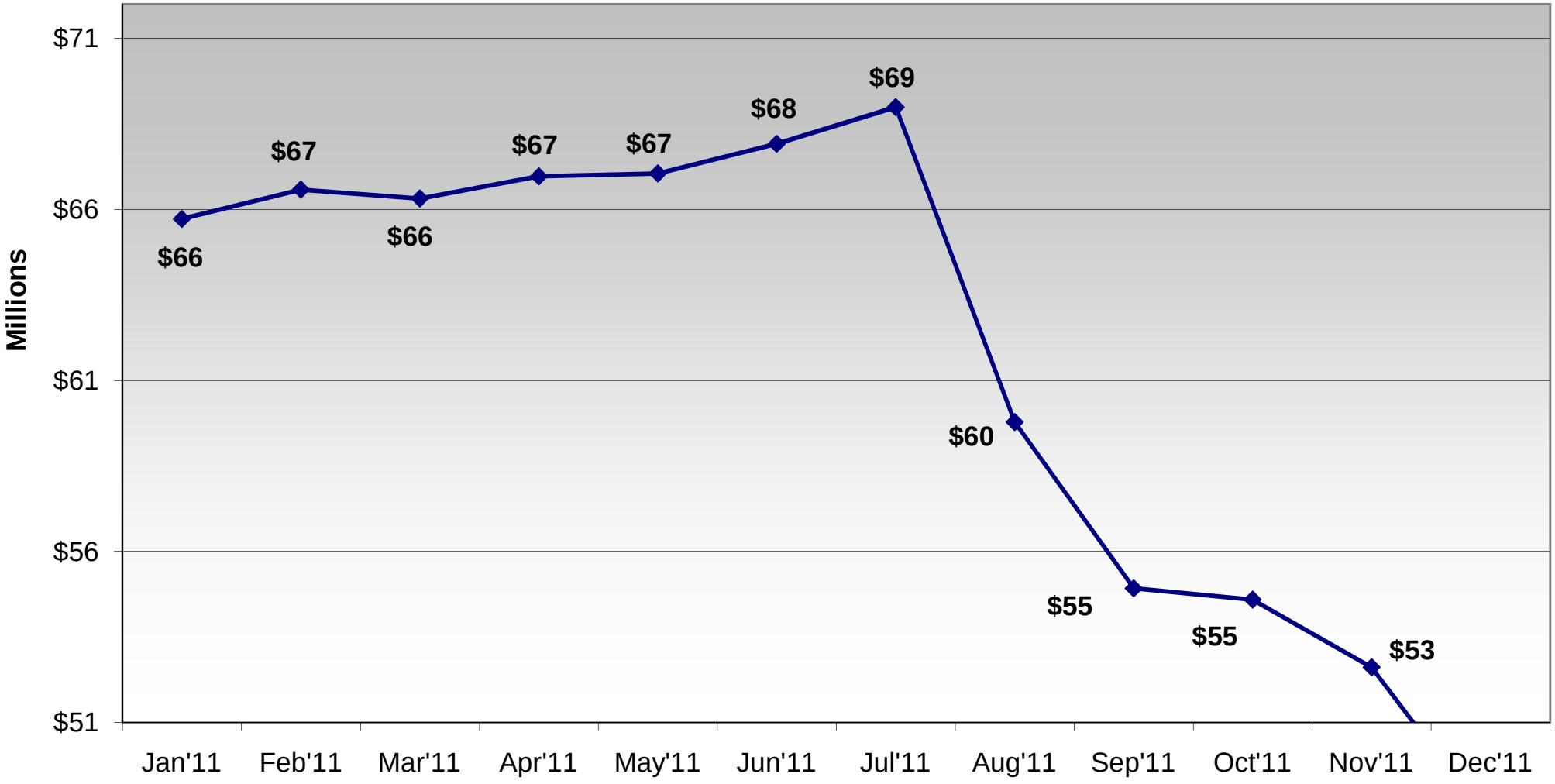

RESERVE BALANCE & SOURCE OF FUNDS

December 31, 2011

Reserve Accounts			Cash and Investments								
		Total	Checking (Cash)	Money Market	CalTRUST Investments	LAIF Account	Savings EPA	Investment Securities	Treasury Strips	Grant Retention	Total
100	General Fund	$ 1,475,908	80,168	-	-	1,395,740	-	-	-	-	$ 1,475,908
100	Building Reserve	$ 472,146	-	-	-	472,146	-	-	-	-	$ 472,146
125	Prop 50 Admin	$ 39,964				39,964					$ 39,964
370	Basin Planning General	$ 112,149	-	-	-	112,149	-	-	-	-	$ 112,149
370	USBR Partnership Studies	$ 64,469	-	-	-	64,469	-	-	-	-	$ 64,469
387	Mitigation Bank Credits	$ 1,313,266	-	-	-	1,313,266	-	-	-	-	$ 1,313,266
240	Self Insurance Reserve	$ 3,575,404	-	-	-	3,575,404	-	-	-	-	$ 3,575,404
240	SARI Debt Retirement	$ 15,126,878	-	-	-	1,365,147	-	2,528,030	11,233,701	-	$ 15,126,878
240	SARI - Pipeline Replacement	$ 19,500,221	-	22,365	2,081,249	17,396,608	-	-	-	-	$ 19,500,221
240	SARI - OCSD Rehabilitation	$ 2,662,412	-	-	-	2,662,412	-	-	-	-	$ 2,662,412
240	SARI - Capacity Management	$ 1,654,662	-	-	-	1,654,662	-	-	-	-	$ 1,654,662
240	SARI - OCSD Future Capacity	$ 707,567	-	-	-	707,567	-	-	-	-	$ 707,567
240	SARI - Flow Imbalance Reserve	$ 78,758	-	-	-	78,758	-	-	-	-	$ 78,758
240	SARI - Operating Reserve	$ (389,705)	-	-	-	(389,705)	-	-	-	-	$ (389,705)
401	Legal Defense Fund	$ 439,272	-	-	-	-	439,272	-	-	-	$ 439,272
373	Watershed Management Plan	$ 99,663	-	-	-	99,663	-	-	-	-	$ 99,663
372	Imported Water Recharge	$ 68,593	-	-	-	68,593	-	-	-	-	$ 68,593
374	Basin Monitoring Program TF	$ 175,678	-	-	-	175,678	-	-	-	-	$ 175,678
384	Chino Basin TMDL Task Force	$ 274,280	-	-	-	274,280	-	-	-	-	$ 274,280
386	Storm WQ Standards TF	$ 305,465	-	-	-	305,465	-	-	-	-	$ 305,465
381	SAR Fish Conservation	$ 121,604	-	-	-	121,604	-	-	-	-	$ 121,604
392	Emerging Constituents TF	$ 79,245	-	-	-	79,245	-	-	-	-	$ 79,245
394	Big Bear TMDL TF	$ 15,524	-	-	-	15,524	-	-	-	-	$ 15,524
500	Prop 13 - Grant Retention	$ 44,760	-	-	-	-	-	-	-	44,760	$ 44,760
		$ 48,018,182	$ 80,168	$ 22,365	$ 2,081,249	$ 31,588,638	$ 439,272	$ 2,528,030	$ 11,233,701	$ 44,760	$ 48,018,182

Cash & Investments - December 2011
$48,018,182

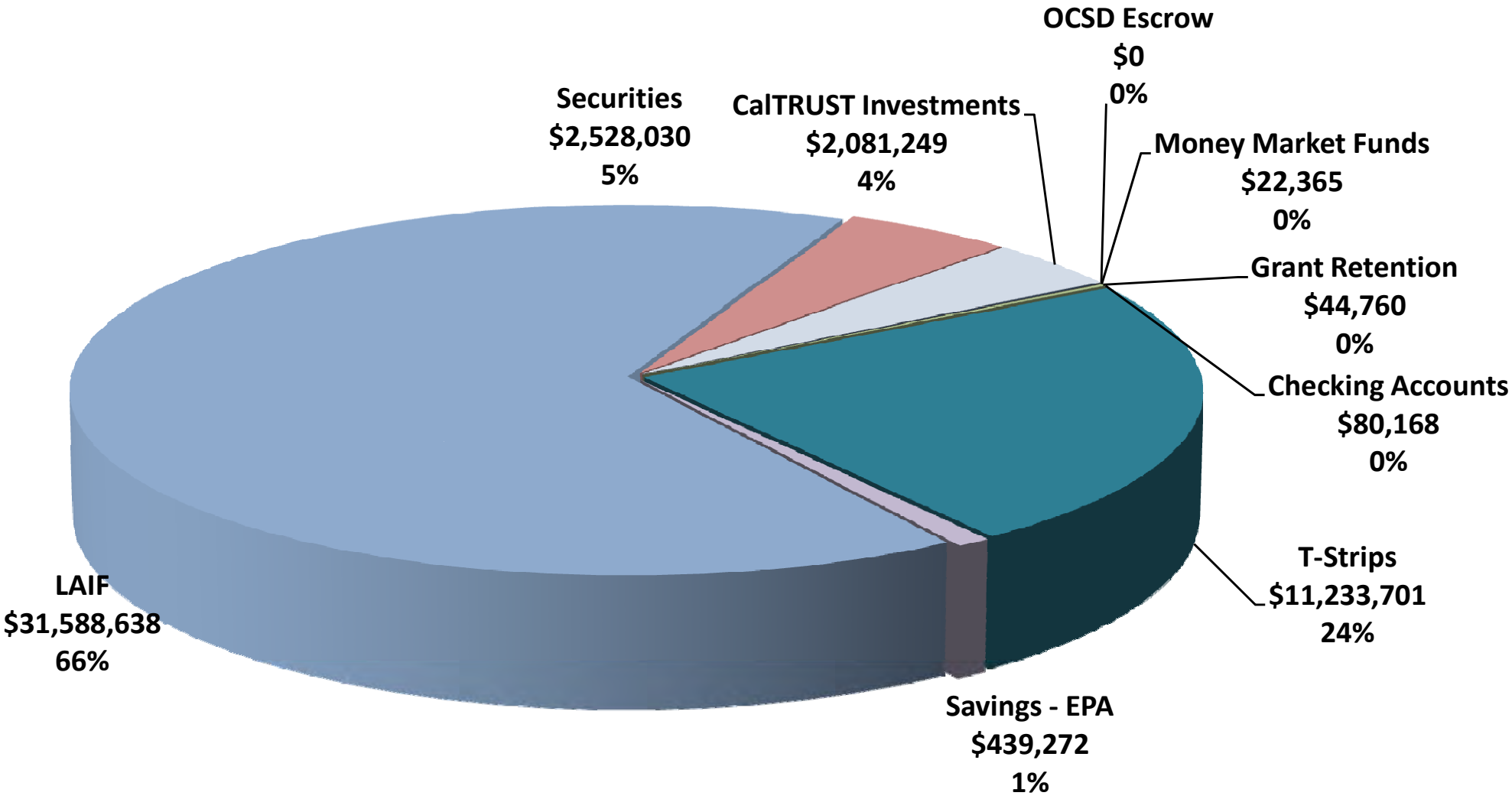

Santa Ana Watershed Project Authority
Reserve Account Analysis
December 31, 2011

Reserve Account	Balance @ 6/30/2011	Interest Earned	Fund Contributions	OCFCD Loan	Loan/T-Strip Receipts	Debt Service Payments	Inter-Fund Loans	Fund Expenses	Balance @ 12/31/2011	Estimated Fund Changes	Balance @ 6/30/2012
SARI Operating Reserve	1,653,298	4,573	4,870,560					(6,918,136)	(389,705)	-	(389,705)
Flow Imbalance Reserve	78,563	195							78,758		78,758
OCSD Future Capacity	452,915	1,192	253,460						707,567		707,567
Capacity Management	11,106,604	23,599		(9,475,541)					1,654,662		1,654,662
Pipeline Replacement	27,291,259	47,052	569,184					(8,407,273)	19,500,221	6,740,795	26,241,016
OCSD Rehabilitation	1,756,288	4,874	901,250						2,662,412	901,250	3,563,662
Debt Retirement	4,327,492	9,978			2,199,772	(2,644,063)			3,893,178	362,652	4,255,830
Self Insurance	3,516,159	9,246	50,000						3,575,404	50,000	3,625,404
General Fund	1,308,690	4,031	848,757				(41,646)	(643,924)	1,475,908	(205,833)	1,270,075
Building Reserve	420,997	1,150	50,000						472,146	-	472,146
	46,325,606	105,888	7,543,210		2,199,772	(2,644,063)	(41,646)	(15,969,333)	33,630,550	7,848,864	41,479,414

Twelve Month Maturity Schedule

Securities

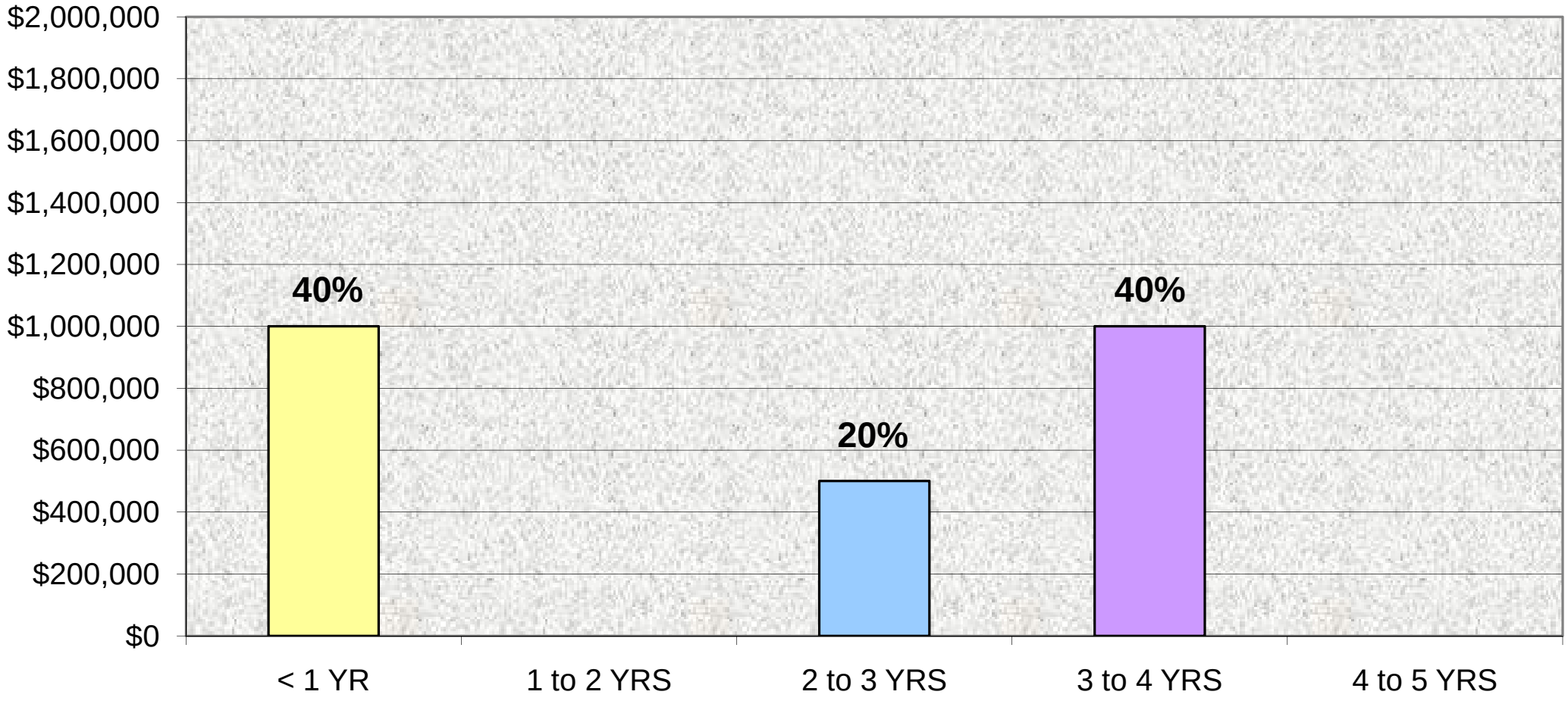

SAWPA

TREASURER'S REPORT

As of December 2011

Investment T-Strips
Safekeeping CBB

T-STRIPS	Debt	Purchase Date	Maturity Date	PAR	Cost	Initial Discount	Current Discount	Book Value	Market Value	Interest Rate
J.P Morgan	SARI	02/12/1993	11/15/2012	1,000,000.00	224,810.00	775,190.00	93,219.03	906,780.97	999,110.00	7.60%
BAIS	SARI	04/13/1995	11/15/2015	3,845,000.00	908,321.25	2,936,678.75	630,537.92	3,214,462.08	3,799,356.20	7.51%
CBB	WEST RIV	07/09/1999	11/15/2017	2,004,000.00	753,565.00	1,250,435.88	381,272.78	1,622,727.22	1,952,958.12	6.24%
CBB	WEST RIV	07/12/1999	05/15/2018	1,540,000.00	578,594.00	961,406.60	292,028.44	1,247,971.56	1,497,157.20	6.28%
CBB	TVRI	02/11/2000	05/15/2020	3,555,000.00	1,275,095.55	2,279,904.45	806,735.50	2,748,264.50	3,381,492.30	6.54%
				$ 11,944,000.00	$ 3,740,385.80	$ 8,203,615.68	$ 2,203,793.67	9,740,206.33	$ 11,630,073.82	6.84%

Investment Commercial
Safekeeping CBB

Security	Purchase Date	Maturity Date	Unit Cost	Cost	Principal	Current Value	Market Value	Interest Rate
FHLB	1/27/2010	1/27/2014	100.00	$ 500,000.00	$ 500,000.00	$ 500,000.00	500,675.00	2.30%
FHLB	7/1/2010	4/2/2012	100.00	$ 500,000.00	$ 500,000.00	$ 500,000.00	500,780.00	0.75%
FHLB	3/29/2011	3/13/2015	103.30	$ 516,505.00	$ 500,000.00	$ 500,000.00	532,220.00	2.75%
FHLMC	1/26/2011	12/27/2012	100.72	$ 503,600.00	$ 500,000.00	$ 500,000.00	504,275.00	1.10%
USTN	1/26/2011	7/31/2015	99.84	$ 499,218.75	$ 500,000.00	$ 500,000.00	521,875.00	1.75%
				$ 2,519,323.75	$ 2,500,000.00	$ 2,500,000.00	2,559,825.00	

Santa Ana Watershed Project Authority
Treasurer's Report
As of December 31, 2011

Investment T-Strips
Issuer U.S.Gov't
Banker J. P. Morgan
Source of MV CBB
Debt Service SARI

Purchase Date	Maturity Date	Months to Maturity	PAR	Cost	Initial Discount	Current Discount	Book Value	Market Value	Interest Rate
02/12/1993	11/15/2012	11	1,000,000.00	224,810.00	775,190.00	93,219.03	906,780.97	999,110.00	7.70%
			$ 1,000,000.00	$ 224,810.00	$ 775,190.00	$ 93,219.03	$ 906,780.97	$ 999,110.00	
									1.93%

Investment T-Strips
Issuer U.S.Gov't
Banker BIAS
Source of MV Union Bank
Debt Service SARI

Purchase Date	Maturity Date	Months to Maturity	PAR	Cost	Initial Discount	Current Discount	Book Value	Market Value	Interest Rate
04/13/1995	11/15/2012	11	70,000.00	19,043.50	50,956.50	6,883.55	63,116.45	69,937.70	7.54%
04/13/1995	11/15/2013	23	1,500,000.00	376,260.00	1,123,740.00	204,087.30	1,295,912.70	1,491,900.00	7.58%
04/13/1995	11/15/2014	35	1,400,000.00	325,374.00	1,074,626.00	240,076.03	1,159,923.97	1,383,956.00	7.59%
04/13/1995	11/15/2015	47	875,000.00	187,643.75	687,356.25	179,491.04	695,508.96	853,562.50	7.62%
			$ 3,845,000.00	$ 908,321.25	$ 2,936,678.75	$ 630,537.92	$ 3,214,462.08	$ 3,799,356.20	
									4.33%

Investment T-Strips
Issuer U.S.Gov't
Banker UB
Source of MV CBB
Debt Service TVRI

Purchase Date	Maturity Date	Months to Maturity	PAR	Cost	Initial Discount	Current Discount	Book Value	Market Value	Interest Rate
02/11/2000	05/15/2012	6	395,000.00	177,283.90	217,716.10	33,408.71	361,591.29	394,956.55	6.64%
02/11/2000	05/15/2013	18	395,000.00	166,978.35	228,021.65	49,541.31	345,458.69	394,142.85	6.59%
02/11/2000	05/15/2014	30	395,000.00	157,000.65	237,999.35	64,767.59	330,232.41	392,116.50	6.58%
02/11/2000	05/15/2015	42	395,000.00	148,306.70	246,693.30	78,895.78	316,104.22	387,775.45	6.52%
02/11/2000	05/15/2016	54	395,000.00	140,169.70	254,830.30	92,181.78	302,818.22	381,913.65	6.48%
02/11/2000	05/15/2017	66	395,000.00	132,178.85	262,821.15	104,786.56	290,213.44	373,361.90	6.45%
02/11/2001	05/15/2018	78	395,000.00	124,500.05	270,499.95	116,751.49	278,248.51	363,810.80	6.43%
02/11/2002	05/15/2019	90	395,000.00	117,646.80	277,353.20	127,890.86	267,109.14	352,916.70	6.39%
02/11/2000	05/15/2020	102	395,000.00	111,030.55	283,969.45	138,511.42	256,488.58	340,497.90	6.36%
			$ 3,555,000.00	$ 1,275,095.55	$ 2,279,904.45	$ 806,735.50	$ 2,748,264.50	$ 3,381,492.30	5.31%

Santa Ana Watershed Project Authority
Treasurer's Report
As of December 31, 2011

Investment T-Strips
Issuer U.S.Gov't
Banker UB
Source of MV CBB
Debt Service WEST RIV.

Purchase Date	Maturity Date	Months to Maturity	PAR	Cost	Initial Discount	Current Discount	Book Value	Market Value	Interest Rate
07/09/1999	11/15/2012	11	334,000.00	146,937.00	187,063.38	33,401.44	300,598.56	333,702.74	6.25%
07/09/1999	11/15/2013	23	334,000.00	137,401.00	196,599.08	46,346.85	287,653.15	332,196.40	6.29%
07/09/1999	11/15/2014	35	334,000.00	128,767.00	205,232.98	58,590.94	275,409.06	330,172.36	6.31%
07/09/1999	11/15/2015	47	334,000.00	120,627.00	213,372.56	70,231.12	263,768.88	325,817.00	6.33%
07/09/1999	11/15/2016	59	334,000.00	113,340.00	220,660.44	81,176.86	252,823.14	319,283.96	6.33%
07/09/1999	11/15/2017	71	334,000.00	106,493.00	227,507.44	91,525.57	242,474.43	311,785.66	6.33%
			$ 2,004,000.00	$ 753,565.00	$ 1,250,435.88	$ 381,272.78	$ 1,622,727.22	$ 1,952,958.12	4.20%
									4.67%

Investment T-Strips
Issuer U.S.Gov't
Banker UB
Source of MV Union Bank
Debt Service WEST RIV.

Purchase Date	Maturity Date	Months to Maturity	PAR	Cost	Initial Discount	Current Discount	Book Value	Market Value	Interest Rate
07/12/1999	05/15/2012	6	220,000.00	99,702.00	120,298.20	17,617.75	202,382.25	219,975.80	6.26%
07/12/1999	05/15/2013	18	220,000.00	93,491.00	126,508.80	26,322.63	193,677.37	219,522.60	6.28%
07/12/1999	05/15/2014	30	220,000.00	87,380.00	132,620.40	34,665.76	185,334.24	218,394.00	6.32%
07/12/1999	05/15/2015	42	220,000.00	81,732.00	138,267.80	42,584.38	177,415.62	215,976.20	6.35%
07/12/1999	05/15/2016	54	220,000.00	76,655.00	143,345.40	50,049.75	169,950.25	212,711.40	6.36%
07/12/1999	05/15/2017	66	220,000.00	72,002.00	147,998.40	57,069.20	162,930.80	207,948.40	6.36%
07/12/1999	05/15/2018	78	220,000.00	67,632.00	152,367.60	63,718.97	156,281.03	202,628.80	6.36%
			$ 1,540,000.00	$ 578,594.00	$ 961,406.60	$ 292,028.44	1,247,971.56	$ 1,497,157.20	4.92%
TOTAL			$ 3,544,000.00	$ 1,332,159.00	$ 2,211,842.48	$ 673,301.22	$ 2,870,698.78	$ 3,450,115.32	
									5.47%

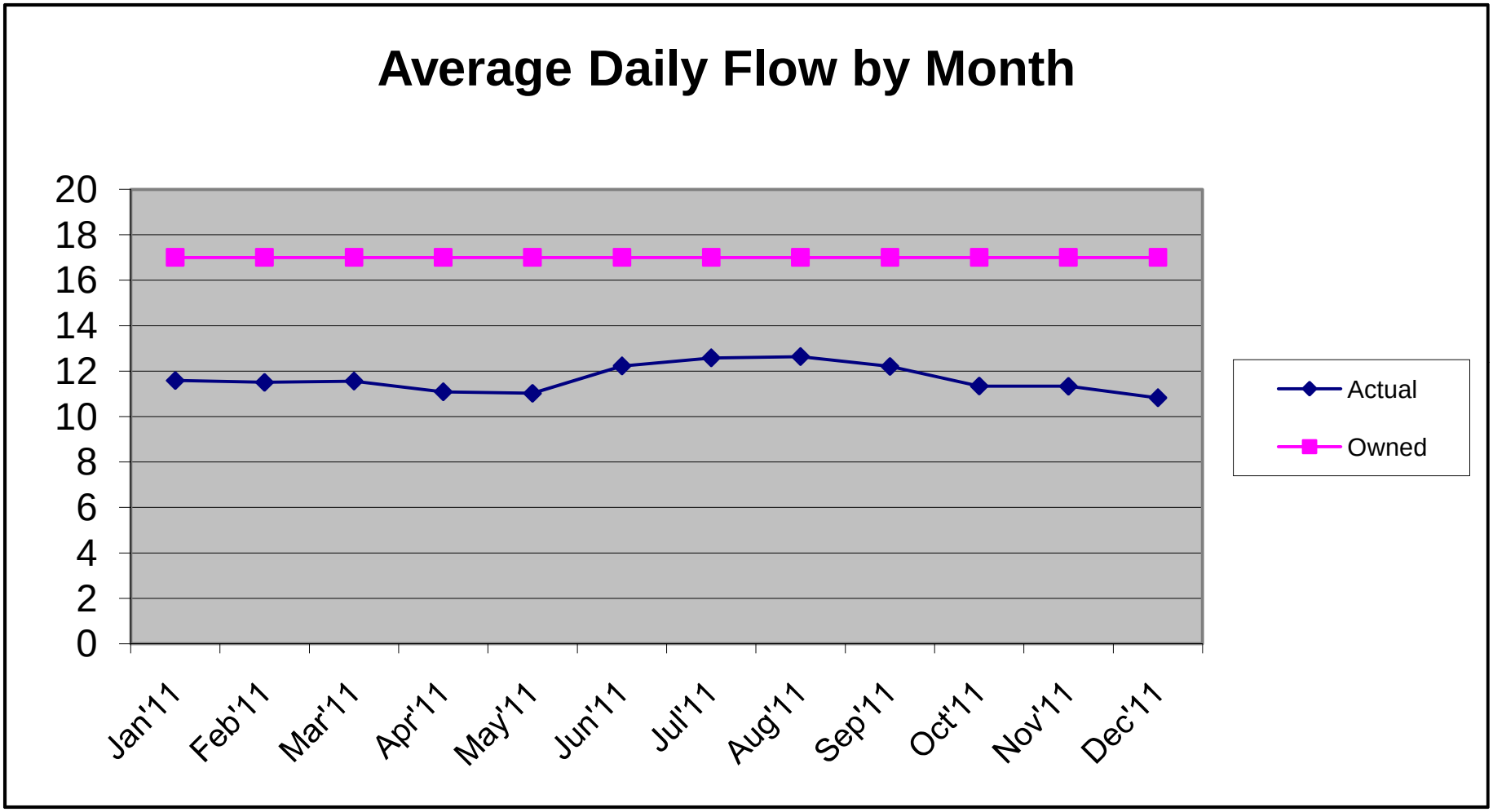
Average Daily Flow by Month
20
18
16
14
12
10
8
6
4
2
0
Jan'11
Feb'11
Mar'11
Apr'11
May'11
Jun'11
Jul'11
Aug'11
Sep'11
Oct'11
Nov'11
Dec'11
Actual
Owned

SUMMARY OF LABOR MULTIPLIERS

		Benefit Rate
Total Employee Benefits	373,552	0.303
Total Payroll	1,231,376	

Gross G&A Costs	1,268,297
Less: Member Contributions & Other Revenue	(300,000)
G&A Costs for Distribution	968,297

		G&A Rate
Direct Labor	601,314	1.610
G&A Costs	968,297	

FY 2011-12 Labor multiplier - thru 12/31/11	1.914
FY 2010-11 Labor multiplier	2.045
FY 2009-10 Labor multiplier	1.996
FY 2008-09 Labor multiplier	2.000
FY 2007-08 Labor multiplier	1.980
FY 2006-07 Labor multiplier	2.051

GENERAL FUND COSTS

(to be Distributed)

G/L Acct.	Description		Actual thru 12/31/11
51000	Salaries - Regular	$	630,062
52000	Benefits	$	224,849
60111	Tuition Reimbursement	$	1,400
60112	Training	$	1,983
60113	Education	$	-
60114	Other Training & Education	$	1,429
60120	Audit Fees	$	22,724
60121	Consulting	$	25,663
60126	Temporary Services	$	108
60128	Other Professional Services	$	-
60129	Other Contract Services	$	-
60130	Legal Fees	$	206
60133	Employment Recruitment	$	-
60153	Materials & Supplies	$	-
60154	Safety	$	754
60155	Security	$	4,536
60156	Custodial Contract Services	$	8,497
60157	Landscaping Maintenance	$	5,155
60158	HVAC	$	3,531
60159	Facility Repair & Maintenance	$	18,022
60160	Telephone	$	12,538
60161	Cellular / Paging Services	$	7,972
60163	Electricity	$	13,419
60164	Water Services	$	1,669
60170	Equipment Expensed	$	10,263

(Continued - next column)

G/L Acct.	Description		Actual thru 12/31/11
60171	Equipment Rented	$	19,955
60172	Equipment Repair / Maintenance	$	1,255
60180	Computer Hardware	$	3,102
60181	Software / Updates / Licensing	$	61,777
60182	Internet Services	$	11,782
60183	Computer Supplies	$	1,516
60184	Computer Repair / Maintenance	$	440
60190	Offsite Meeting / Travel Expense	$	1,755
60191	In House Meetings	$	1,719
60192	Conference Expense	$	9,615
60193	Car, Repair, Maint	$	500
60200	Dues	$	23,368
60202	Subscriptions	$	10,060
60203	Contributions	$	-
60210	Bank Charges	$	-
60211	Shipping / Postage	$	2,001
60212	Office Supplies	$	4,436
60213	Offsite Storage	$	1,257
60220	Commission Fees	$	13,984
60221	Commission Mileage Reimb.	$	1,563
60222	Other Commission Expense	$	673
60230	Other Expense	$	1,421
80000	Retiree Medical Expense	$	79,460
80001	Insurance Expense	$	21,878
80000	Building Repair/Replacement Reserve	$	-
13005	Fixed Assets	$	-
	Total Costs	$	1,268,297

Direct Costs Paid by Projects	$	838,390
Member Contribution Offset	$	300,000
	$	1,138,390

Over allocation % -13.4%

BENEFITS SUMMARY

(Distributed based on Actual Labor)

G/L Acct	Description	Budget	Actual @12/31/2011	Projected FYE 2012
70101	FICA Expense	131,283	39,222	100,000
70102	Medicare Expense	38,103	13,756	19,052
70103	State Unemployment Insurance	6,734	647	6,000
70104	Worker's Compensation Insurance	23,108	9,178	11,554
70105	State Disability Insurance	22,226	5,588	15,000
70106	PERS Pension Plan	437,730	173,125	218,865
70111	Medical Expense	292,604	97,105	146,302
70112	Dental Expense	25,935	6,010	17,600
70113	Vision Insurance	5,565	1,402	4,238
70114	Life Insurance Expense	14,205	4,807	7,103
70115	Long Term Disability	26,729	8,228	13,365
70116	Wellness Program Expense	2,750	683	2,100
70120	Car Allowance	30,000	13,800	15,000
	Total Benefits	1,056,973	373,552	576,178
	Total Payroll	2,597,740	1,231,376	1,298,870
	Benefits Rate	40.7%	30.3%	44.4%

Santa Ana Watershed Project Authority
Labor Hours Budget vs Actual
Month Ending December 31, 2011

	Fund	Budget	Actual	%
100	General & Administrative	23,912	12,393	51.83%
125	Prop 50 Administration	223	60	26.68%
130	Prop 84 Administration	1,259	91	7.25%
240	Brine Line Enterprise	9,580	6,116	63.84%
320	Brine Line Protection	335	10	3.06%
323	Reach 4A & 4B Repairs	3,205	1,134	35.38%
370-01	General Basin Planning	1,730	933	53.93%
370-02	USBR Partnership Studies	117	41	35.26%
372	Imported Water Recharge	57	60	105.70%
373	Watershed Management Plan	2,750	1,038	37.75%
374	Basin Monitoring Program	545	151	27.66%
381	SAR Fish Conservation	369	186	50.34%
384-01	Chino TMDL Facilitation	787	147	18.65%
386	Storm Water Quality Standards TF	290	207	71.47%
387	Arundo Removal & Habitat Restoration	195	100	51.15%
391	GIS Initiative	-	-	100.00%
392	Emerging Constituents	448	325	72.49%
393	Trails	407	-	0.00%
394	Big Bear TMDL	269	92	34.20%
395	UCI Research Grant	465	74	15.97%
477-03BMP	LESJWA - BMP for TMDL	210	23	11.07%
477TMDL	LESJWA - TMDL Task Force	1,220	428	35.06%
477-02	LESJWA - Administration	645	289	44.81%
502-23ADMIN	LID Demonstration Facility	-	21	100.00%
502ADMIN	Prop 13 Brine Sediment	582	85	100.00%
		49,600	24,003	48.39%

Note: Should be at 50% of budget for 6 months