



One Water One Watershed Projects Ranking Workshop



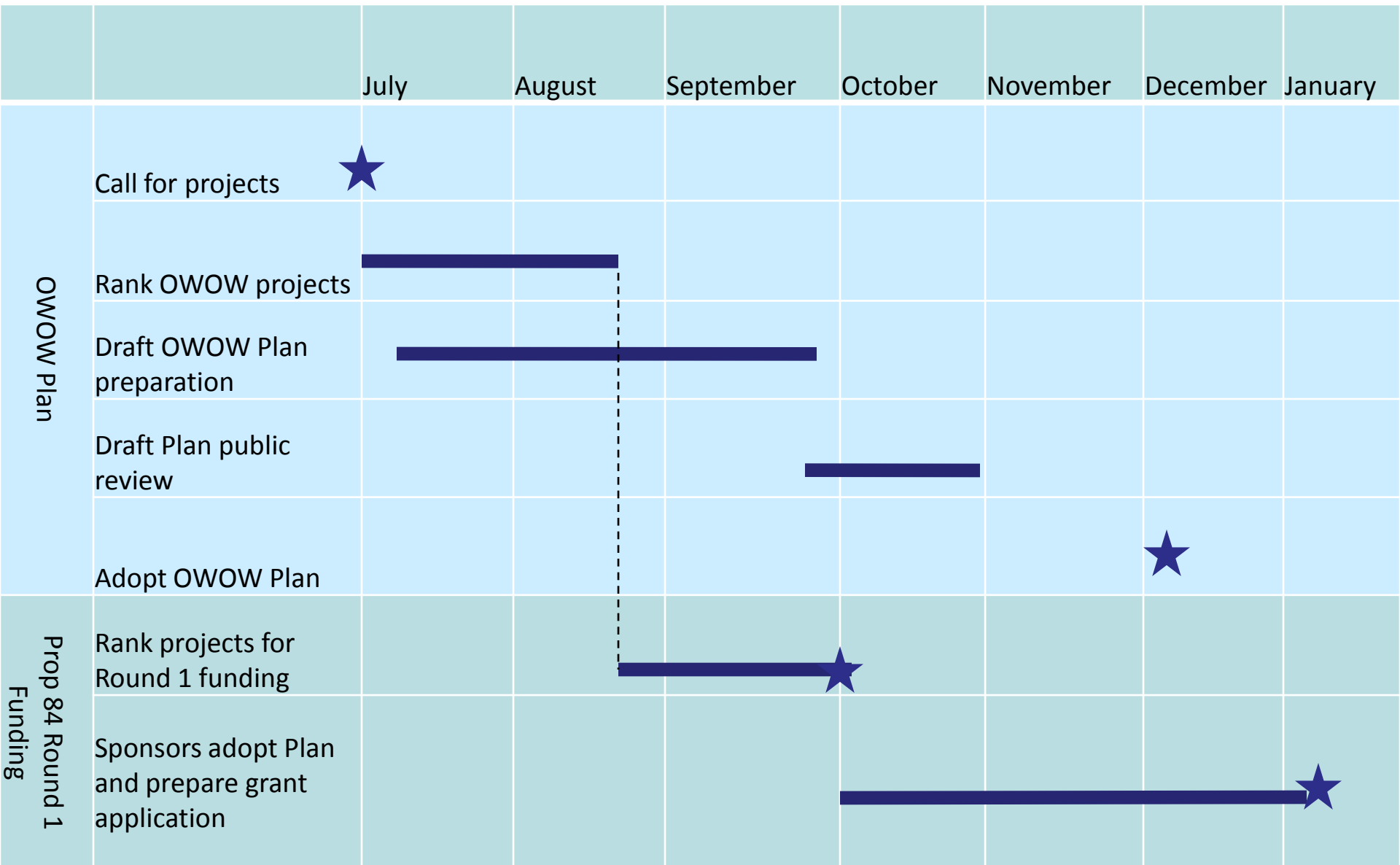
September 23, 2010



Objectives of today's workshop

- Provide a brief overview of the OWOW process calendar
- Present the findings of the Independent Interview Panel review of the top 25 ranked projects and the resulting revised ranking
- Review potential project portfolios for Prop 84 Round 1 funding
- Receive public comments (public hearing)
- Present next steps in the process

Schedule for OWOW Plan and Round 1 funding



Project ranking conducted in two steps – for OWOW Plan and for Round 1 Prop 84 funding

1

OWOW Plan

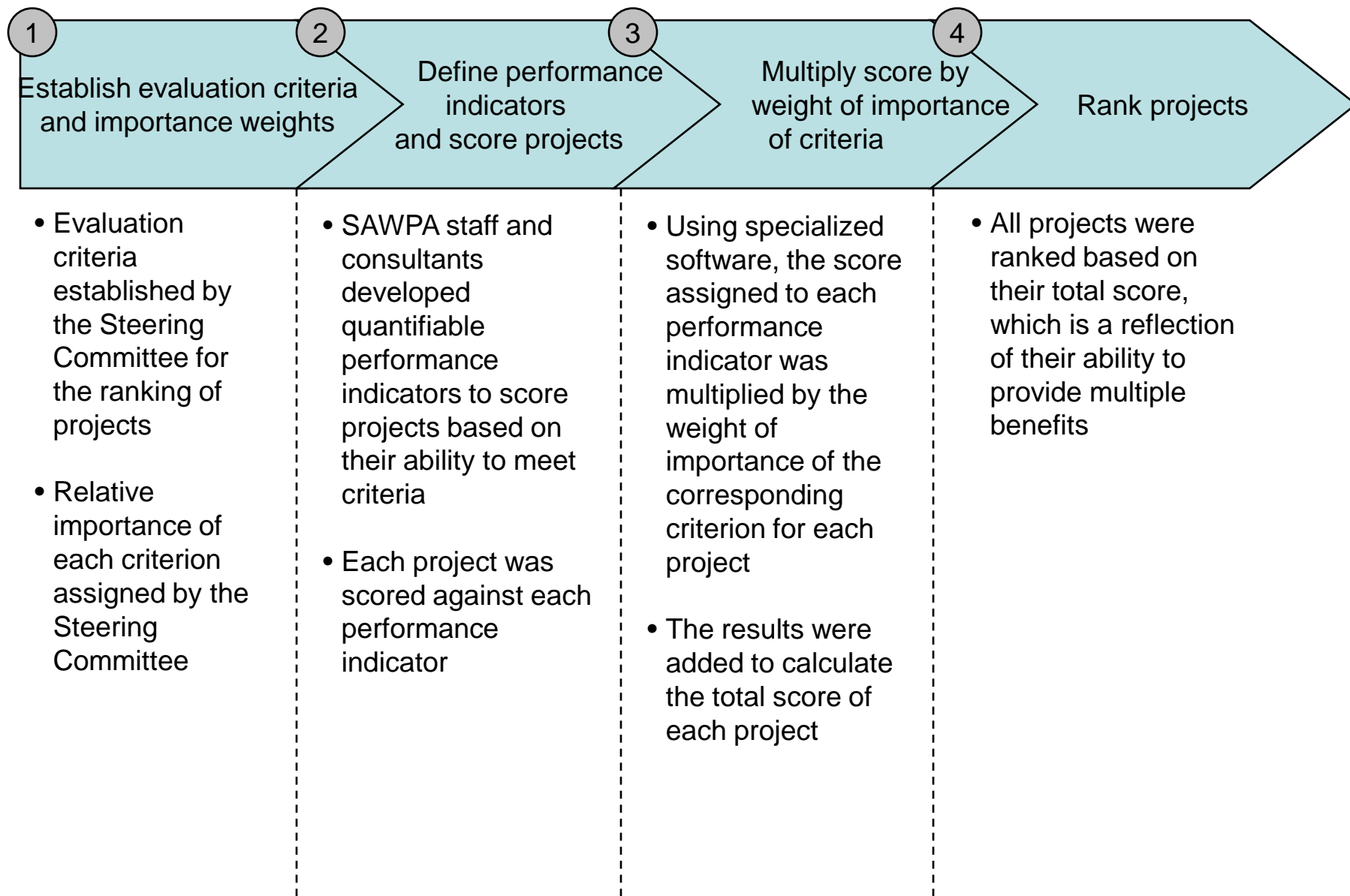
- Plan includes all eligible projects submitted by sponsors in the Watershed (297)
- Projects were ranked based on pre-established criteria using information provided by sponsors in application
- Project ranking is required by Prop 84 Guidelines
- Projects included in the Plan may be eligible for future funding opportunities
 - Plan transcends upcoming Prop 84 Round 1 funding

2

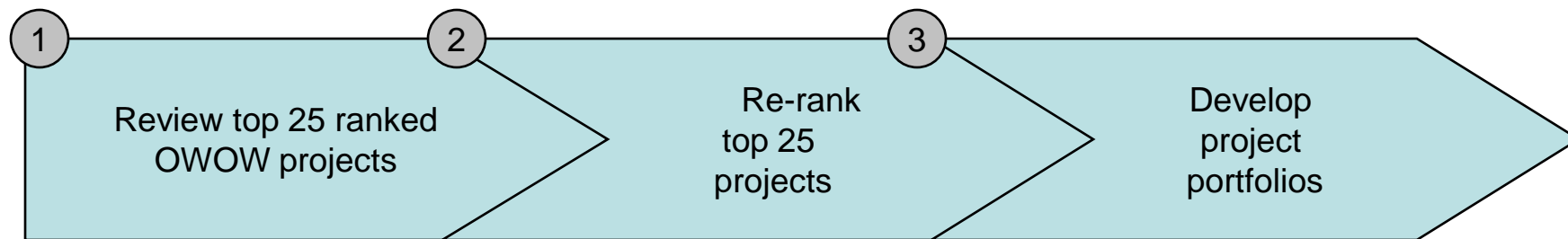
Proposition 84 Round 1 funding

- \$12 million anticipated for funding of projects to be implemented in the short term
- Applications due on January 7, 2011
- Candidate projects must be included in OWOW Plan, per State requirements
- OWOW Plan ranking was used as basis to develop project portfolio
- Steering Committee provided policy guidance for portfolio creation

1. Project ranking process for OWOW Plan



2. Project ranking process for Round 1 funding



- Independent expert review panel interviewed sponsors to:

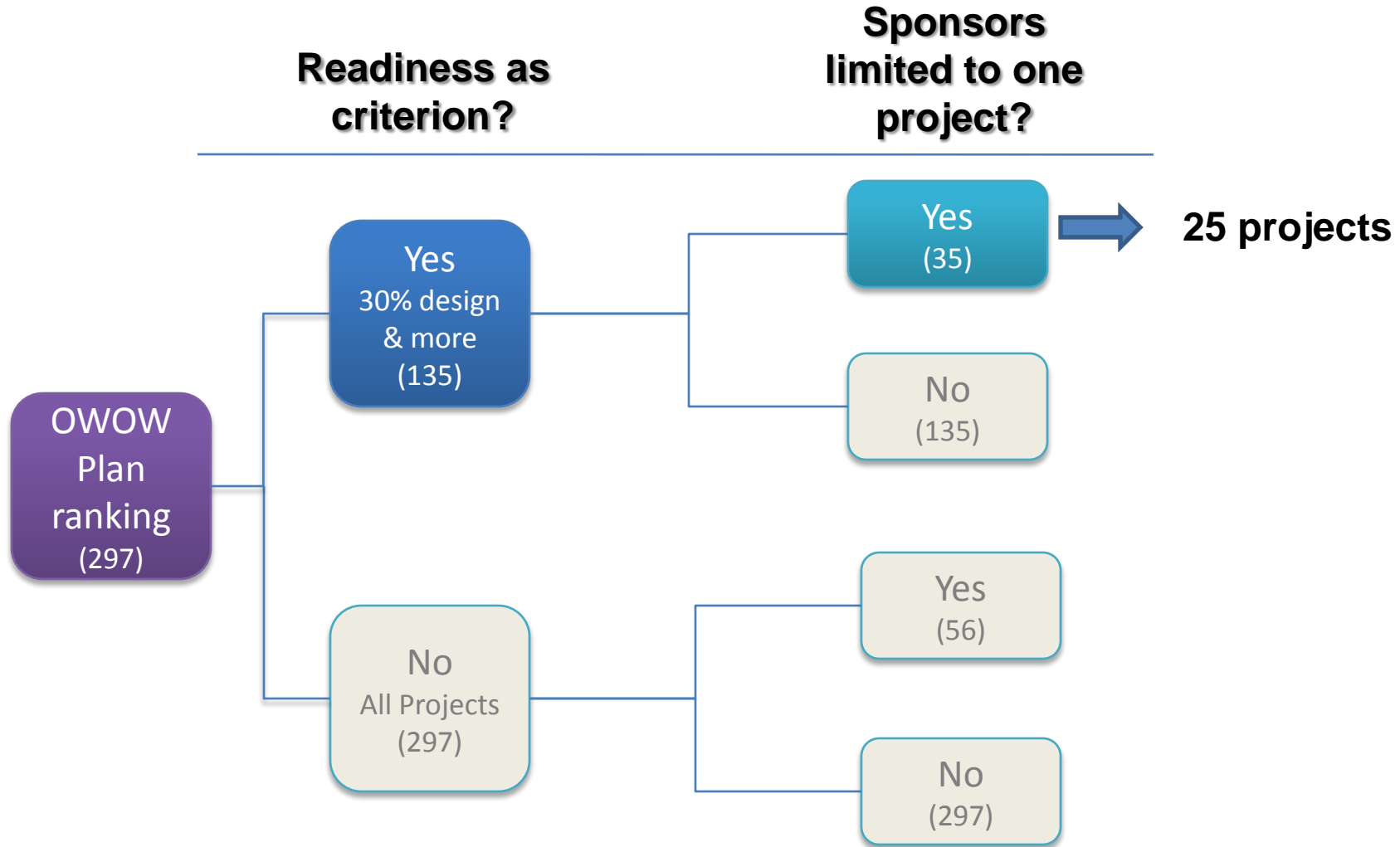
- Gain deeper understanding of project
- Validate submitted information
- Ascertain project feasibility and conduct “reality check”

- 25 projects were re-ranked using same criteria and weights of importance as in OWOW Plan ranking

- Project information for re-ranking was updated based on interviews and requested documentation:
 - Removed double-counting of benefits due to data entry errors
 - Adjusted multi-phased projects to account only for relevant phase(s)
 - Adjusted figures considered unrealistic or inaccurate

- Review panel developed potential project portfolios to be presented to Steering Committee for decision

1 Top 25 projects were selected from the ranked OWOW master plan and based on Committee's policy guidance



1

Project information was vetted by an Independent Panel based on interviews and documentation



Gerard Thibeault , PE
Retired Executive Officer
Santa Ana RWQCB



Diego Rosso, PhD
Assistant Professor
UC Irvine



David Cwiertny, PhD
Assistant Professor
UC Riverside



Salvador Lopez, MS, MBA
Consultant

2

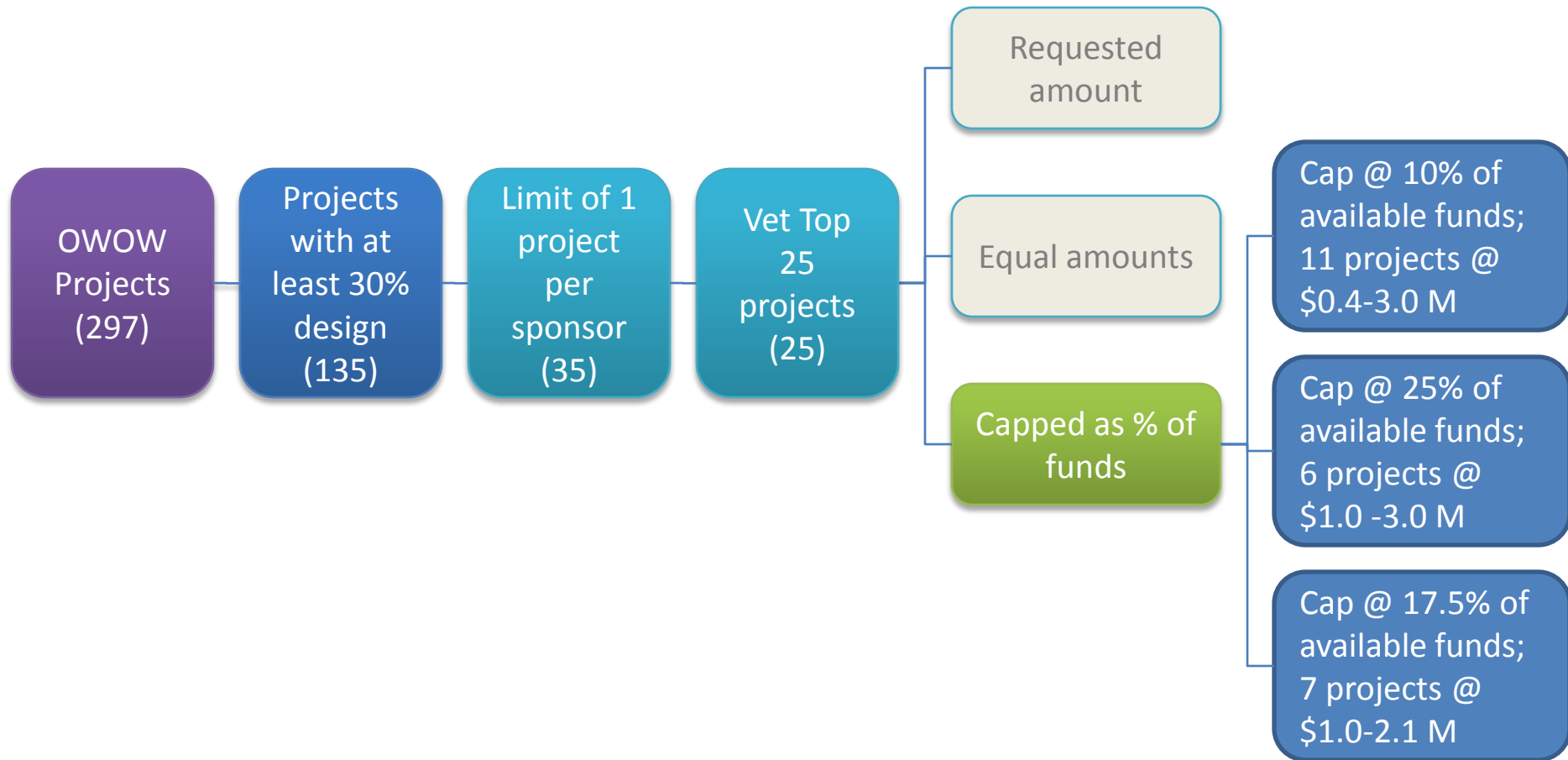
Changes in ranking may be a result of one or more of the following reasons

- Model was double-counting some benefits for some projects as a result of how the data was entered
- Some projects were receiving credit for multiple phases, while funding was intended for first phase only
- Some values were corrected after interviews and closer review of documentation

Ranking	Previous ranking	Agency	Project name	Ranking	Previous ranking	Agency	Project name
1	6	San Bernardino County FCD	Cactus Basins No. 3 and No. 3A	13	22	Santa Ana Watershed Association	Vireo Monitoring Surveys
2	3	SAWPA	Repairs to Unlined portions of the SARI	14	7	Elsinore Valley MWD	Temescal Gardens Online
3	5	Orange County Sanitation District	Sludge Dewatering, Odor Control, and Primary Sludge Thickening	15	13	California Resource Connections, Inc.	Land Use Design Tool to Protect Watershed Function
4	4	Eastern Municipal Water District	Perris II Desalination Facility	16	17	San Bernardino Valley MWD	Enhanced Stormwater Capture and Recharge
5	18	Western Municipal Water District	Chino Creek Wellfield, Wells 1, 2, and 3	17	1	City of Fontana	CFlood Control and Aquifer Recharge Program
6	15	City of Huntington Beach	East Garden Grove Urban Runoff Diversion Project	18	16	Inland Empire Utilities Agency	IEUA Regional Water Budget Program
7	11	City of Ontario	Mill Creek Wetlands	19	14	USDA Forest Service - San Bernardino National Forest	Ecological Restoration and Watershed Improvement
8	2	City of Menifee	Detention basins and storm drains from Juniper Flats westerly	20	24	Shea/Baker Ranch, LLC	Borrego Canyon Wash Bypass Channel
9	25	West Valley Water District	Perchlorate Wellhead Treatment System Pipelines	21	20	County of Orange/OC Watersheds	Borrego Canyon Wash Stabilization and Restoration
10	8	Orange County Water District	GWRS - Flow Equalization	22	9	City of Costa Mesa	Storm Drain Improvement
11	10	City of Corona	Arlington Desalter Promenade Connection	23	19	Orange County Coastkeeper	Orange County LID Implementation
12	21	Irvine Ranch Water District	Wells 21 and 22 Project	24	23	NLine Energy, Inc.	In-Conduit Hydroelectric Project

3

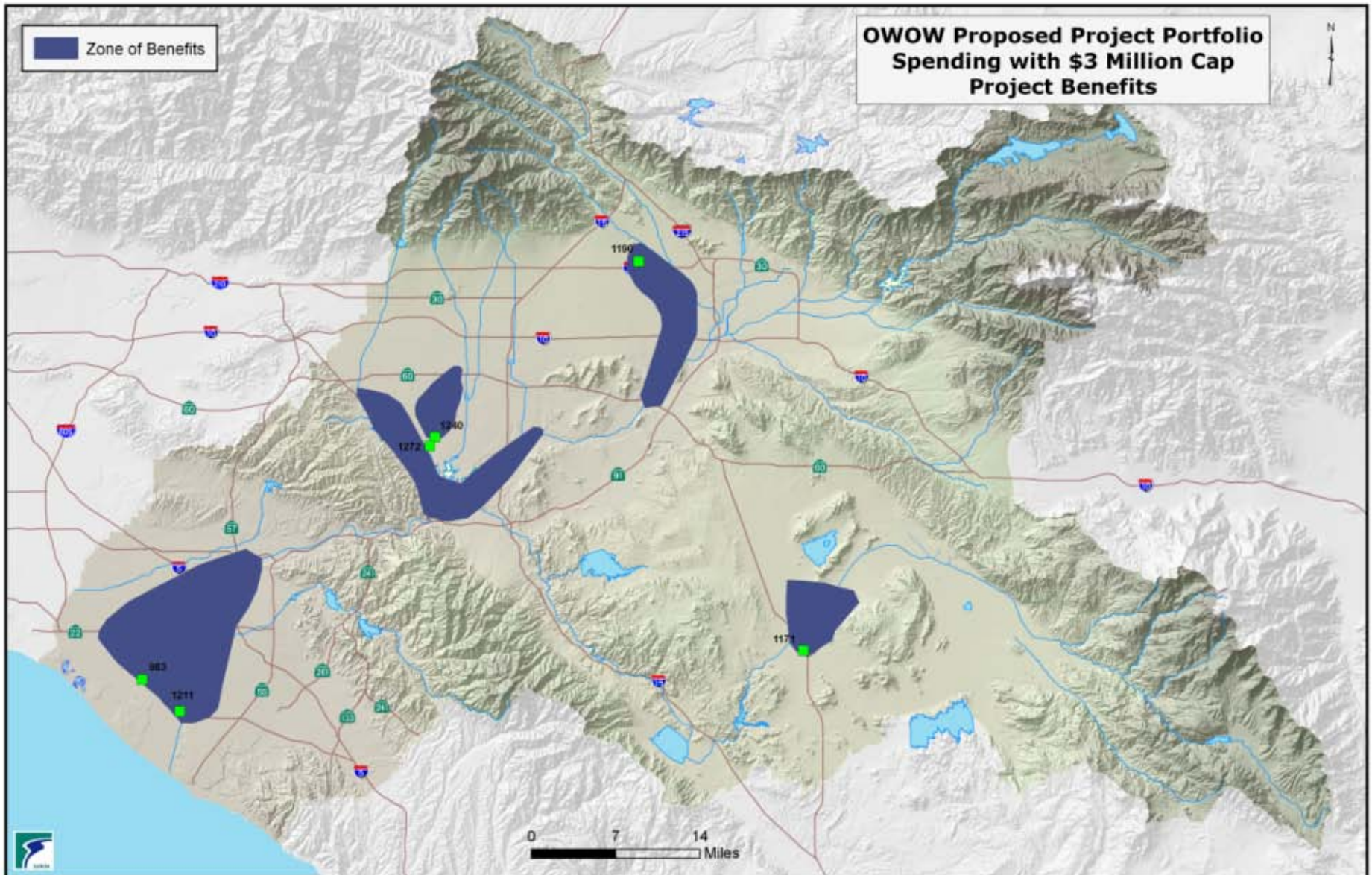
Potential funding portfolios for Prop 84 Round 1 were developed based on Steering Committee policy direction, and anticipated funds available



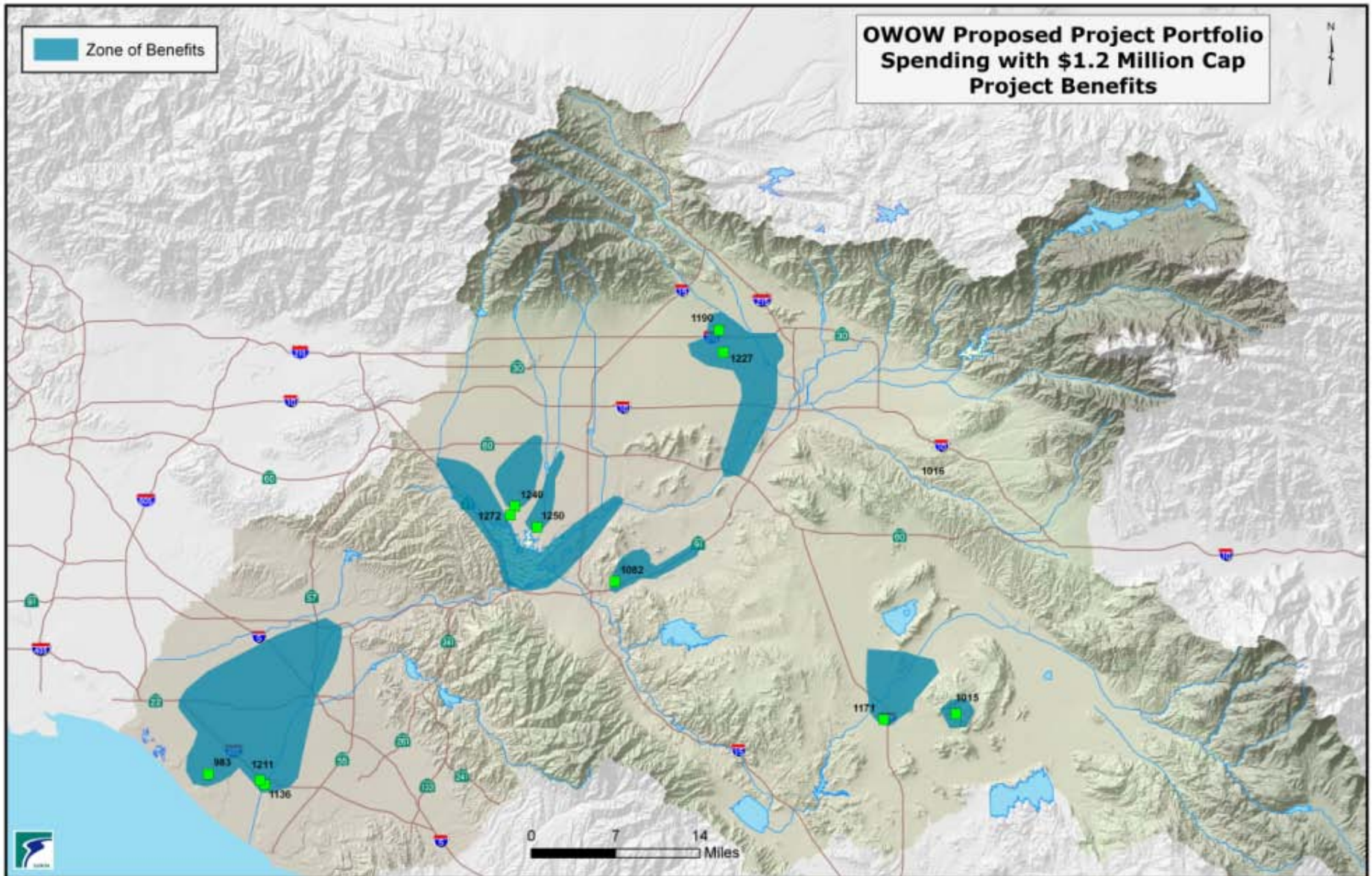
Potential funding portfolios

Ranking	Project No	Agency	Project cost	Requested Proposition 84 amount	PORTFOLIO 1 Requested amount with \$3.0M (25% of funds) cap	PORTFOLIO 2 Requested amount with \$2.1M (17.5% of funds) cap	PORTFOLIO 3 Requested amount with \$1.2M (10% of funds) cap
1	1190	San Bernardino County Flood Control District	\$ 10,000,000	\$ 1,000,000	\$ 1,000,000	\$ 1,000,000	\$ 1,000,000
2	1272	Santa Ana Watershed Project Authority	\$ 8,600,000	\$ 2,000,000	\$ 2,000,000	\$ 2,000,000	\$ 1,200,000
3	1211	Orange County Sanitation District	\$ 100,000,000	\$ 1,000,000	\$ 1,000,000	\$ 1,000,000	\$ 1,000,000
4	1171	Eastern Municipal Water District	\$ 12,900,000	\$ 3,000,000	\$ 3,000,000	\$ 2,100,000	\$ 1,200,000
5	1240	Western Municipal Water District	\$ 6,700,000	\$ 1,675,000	\$ 1,675,000	\$ 1,675,000	\$ 1,200,000
6	983	City of Huntington Beach	\$ 5,500,000	\$ 3,200,000	\$ 3,000,000	\$ 2,100,000	\$ 1,200,000
7	1250	City of Ontario	\$ 20,000,000	\$ 10,000,000		\$ 2,100,000	\$ 1,200,000
8	1015	City of Menifee	\$ 6,000,000	\$ 3,500,000			\$ 1,200,000
9	1227	West Valley Water District	\$ 1,500,000	\$ 1,200,000			\$ 1,200,000
10	1136	Orange County Water District	\$ 23,218,000	\$ 5,804,500			\$ 1,200,000
11	1082	City of Corona	\$ 800,000	\$ 400,000			\$ 400,000

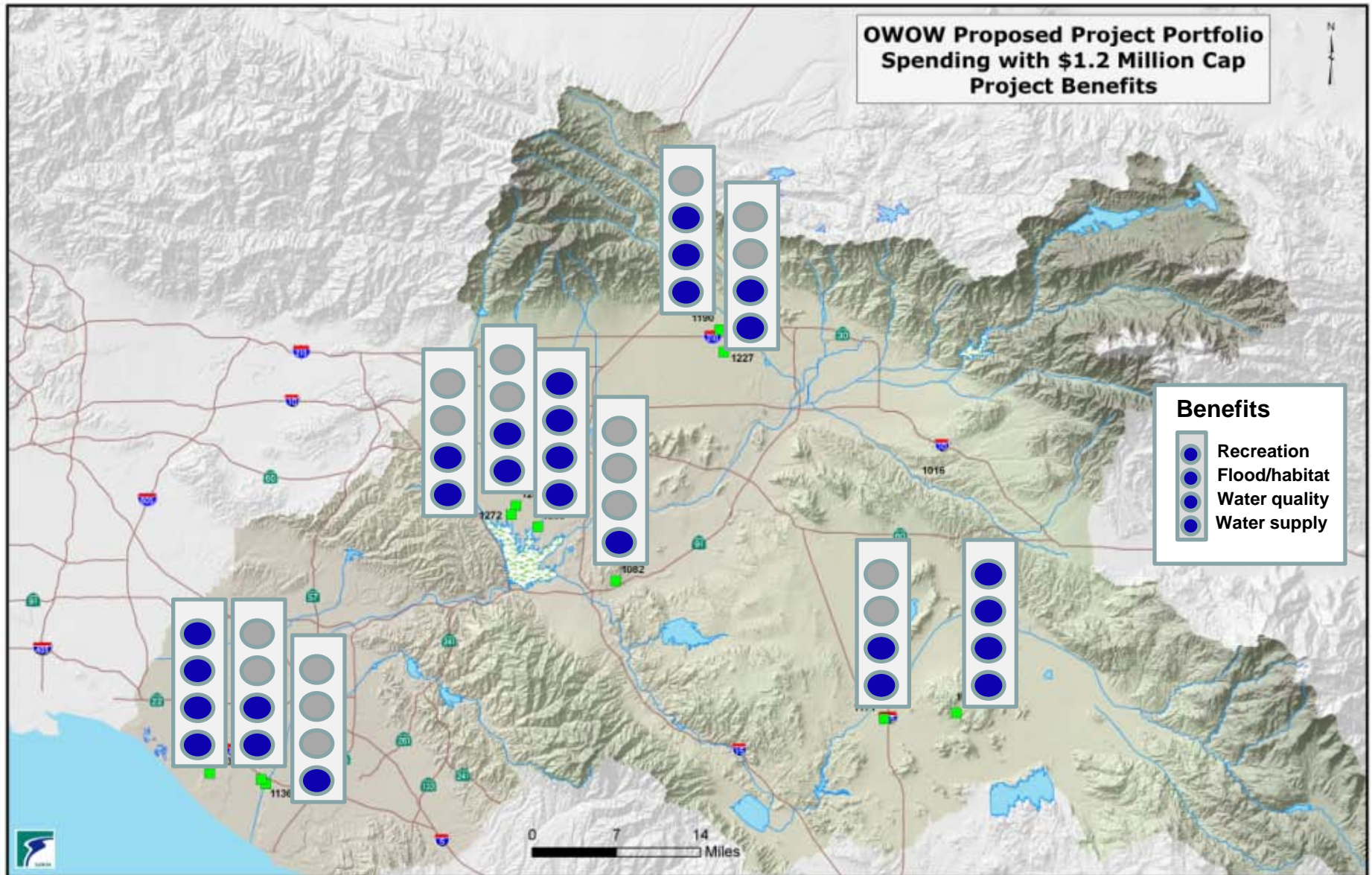
Distribution of benefits with \$3 million cap



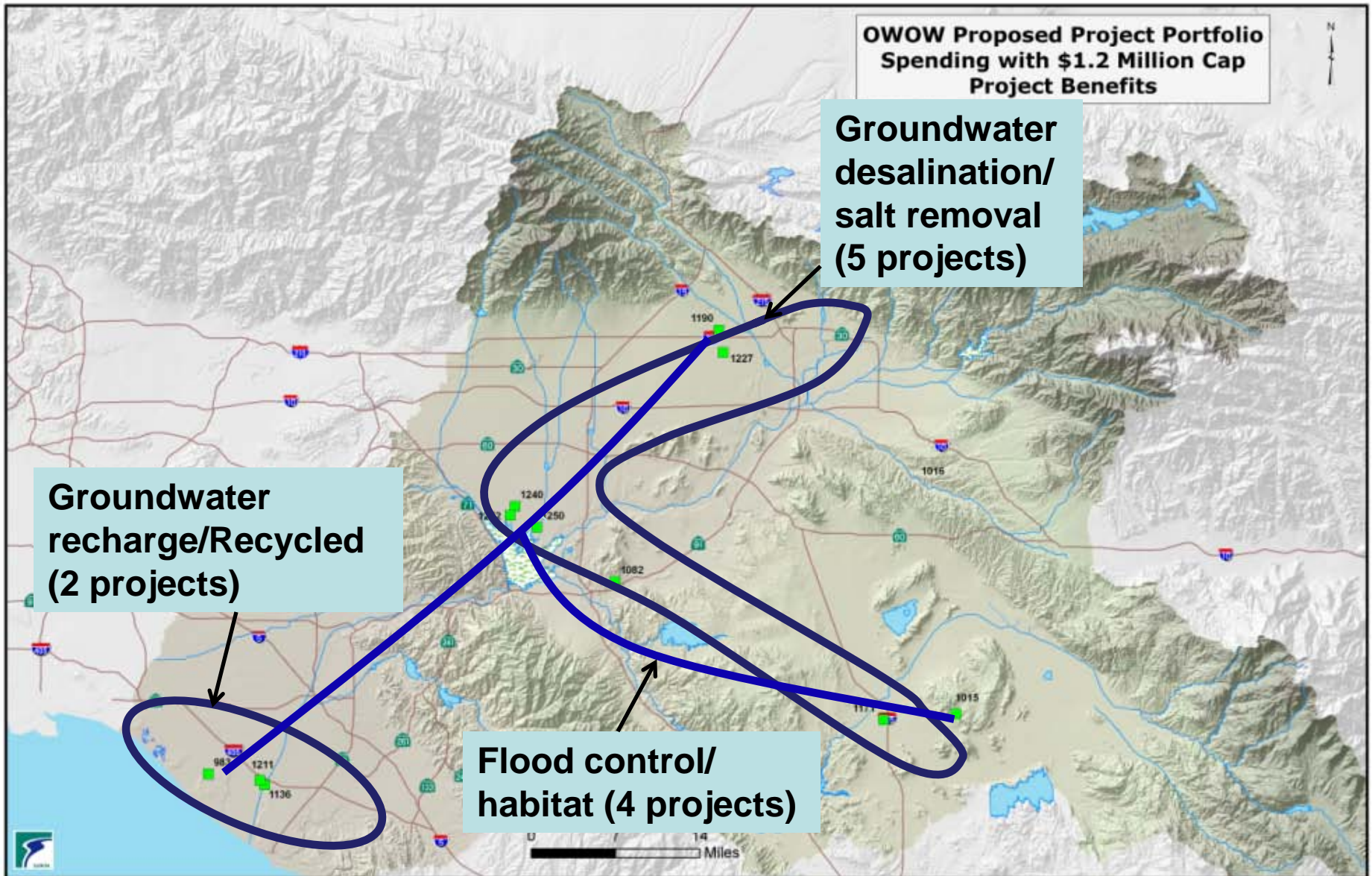
Distribution of benefits with \$1.2 million cap



Project integration – functional



Project integration – regional



Next steps

OWOW Plan

- Incorporate comments after public review period
- Present Plan to Steering Committee for review in mid-November
- Present Plan to SAWPA Commission for adoption in early December

Prop 84 Round 1 funding

- Relay today's public comments to Steering Committee
- Incorporate Steering Committee's policy guidance
- Steering Committee meeting on September 30th to select project portfolio
- Present selected portfolio to SAWPA Commission for ratification
- Sponsors to adopt Plan and prepare applications by January 2011